

**Children and Young People  
Overview and Scrutiny Committee**

**4<sup>th</sup> November 2014**

**Warwickshire Safeguarding Children Board Annual Report 2014**

**Recommendation**

That the Children and Young People Overview and Scrutiny Committee considers the Warwickshire Safeguarding Children Board Annual Report 2014.

**1.0 Summary**

- 1.1 The key work of the Warwickshire Safeguarding Children Board (WSCB) is to coordinate the work of local agencies for the purpose of safeguarding and promoting the welfare of children and to scrutinise and challenge the work of those agencies.
- 1.2 The Mission of WSCB is:
- To ensure that sound arrangements to protect children are in place in Warwickshire;
  - To promote the welfare of children in Warwickshire;
  - To achieve these objectives by promoting interagency cooperation and collaboration.
- 1.3 The WSCB Annual Report can be found online at:  
<http://www.warwickshire.gov.uk/wscb>
- 1.4 The Warwickshire Safeguarding Children Board Annual Report 2014 is attached at **Appendix A**.



**ANNUAL REPORT**  
**2013-2014**

## Contents

		Page
<b>1.</b>	<b>Forward</b>	<b>3</b>
<b>2.</b>	<b>Local Background and Context</b>	<b>4</b>
<b>3.</b>	<b>Statutory and Legislative context for the Safeguarding Children Board</b>	<b>7</b>
<b>4.</b>	<b>Governance of WSCB</b>	<b>8</b>
<b>5.</b>	<b>Progress against Strategic Objectives</b>	<b>13</b>
	5.1 Create and Maintain a Learning System	13
	5.2 Strengthen Accountabilities	20
	5.3 Promote Effective Practice	24
	5.4 Promotion of Early Help for Children, Young People and Families	27
<b>6.</b>	<b>Contribution of WSCB Partners</b>	<b>28</b>
	6.1 Warwickshire Youth Justice	28
	6.2 Cafcass	29
	6.3 Warwickshire Children and Voluntary Youth Services - WYCVYS	30
	6.4 Public Health	33
	6.5 North Warwickshire Borough Council	34
	6.6 Stratford District Council	37
	6.7 Rugby Borough Council	37
	6.8 Safer Schools Partnership	38
	6.9 Nuneaton and Bedworth Borough Council	38

	6.10 Coventry, Solihull and Warwickshire Partnership (CWSP)	41
	6.11 Warwickshire Probation Trust	41
	6.12 Health Commissioners: Coventry and Rugby Clinical Commissioning Group (CCG), Warwickshire North CCG, South Warwickshire CCG, NHS England.	42
	6.13 Warwickshire County Council (WCC) Communities Group	44
	6.14 WCC Children’s Social Care	51
	6.15 Warwickshire Police	52
<b>7.</b>	<b>Effectiveness of Safeguarding Children arrangements in Warwickshire</b>	<b>55</b>
	Summary	55
	1. Introduction	57
	2. Early Help	57
	3. Referrals and statutory assessments	64
	4.Children in need	68
	5.Child Protection	72
<b>8.</b>	<b>Business Plan for 2013-2014</b>	<b>85</b>

## 1. Forward - Independent Chair.

I am delighted to introduce the Warwickshire Safeguarding Children Board (WSCB) annual report for 2013-2014.

As the newly appointed Independent Chair it is clear to me from this report that I am taking over a strong and committee partnership. The key work of a Safeguarding Children Board is to coordinate the work of local agencies for the purpose of safeguarding and promoting the welfare of children and to scrutinise and challenge the work of those agencies.

The Mission of WSCB is:

- To ensure that sound arrangements to protect children are in place in Warwickshire;
- To promote the welfare of children in Warwickshire;
- To achieve these objectives by promoting interagency cooperation and collaboration.

With that key role and mission in mind it is very pleasing to see the contributions from individual agencies which outline in an open way both the successes and challenges that they have faced in a climate of budget pressures and, for some partners, a period of significant organisational change. This report is a wonderful showcase for the work which is often hidden from view.

Throughout the year the WSCB has worked hard to retain its focus on effective safeguarding, to implement its business plan, and to keep the continuity of the local "story" of safeguarding. There is still much to be done as we move into the new year. The WSCB is about to embark on the final year of the three year delivery of our business plan and I look forward to being able to report further success next year.

I would like to thank all the front line practitioners for their dedicated work in safeguarding children, the members of the WSCB and the business team for all their work during the last year. Finally, I wish the outgoing Chair, Chris Hallett all the very best for the future and thank him for the strong partnership he has created.



David Peplow

## 2. Local background and Context.

2.1 Warwickshire is a two tier County Council in the West Midlands composed of five District/Borough Councils. The demography of the county varies markedly from District to District, with the south of the county in general being more affluent than the north, which features significant deprivation in parts. The total 0-17 population of Warwickshire is 111,872, with the breakdown by age group and District / Borough shown in the table 1, below. The January 2014 school census found that 14.8% of school age children (reception to year 11) were from a black or minority ethnic background.

**Table 1: Breakdown of Age group and District / Borough.**

Age	Warwickshire	North Warks	Nun & Bed	Rugby	Stratford	Warwick
0-4 years	31,364	3,285	7,925	6,269	5,965	7,920
5-9 years	29,180	3,209	7,019	5,648	6,176	7,128
10-14 years	31,267	3,730	7,412	6,149	6,849	7,127
15-17 years	11,061	1,913	4,893	5,251	4,217	4,517
<b>Total (0-17)</b>	<b>111,872</b>	<b>12,407</b>	<b>27,249</b>	<b>23,317</b>	<b>23,207</b>	<b>26,692</b>

### 2.2 Socio-economic picture.

Deprivation covers a broad range of issues and refers to unmet need caused by a lack of resources of all kinds, not just financial. The English Indices of Deprivation use various indicators across seven distinct domains of deprivation, which can be combined to calculate an overall relative measure of deprivation - The Index of Multiple Deprivation 2010 (IMD 2010) - although it should be noted that much of the data used to construct the indices relate to the year 2008.

The Indices of Deprivation 2010 show that Nuneaton & Bedworth Borough has the highest levels of deprivation in Warwickshire with a ranking of 108 out of 326 Local Authority Districts in England, according to the rank of average score measure of deprivation (where a rank of 1 indicates the most deprived authority). This means Nuneaton & Bedworth falls within the top third most deprived Local Authority Districts in England. There are nine Lower Super Output Areas (LSOAs) in Warwickshire ranked within the top 10% most deprived SOAs nationally on the overall Index of Multiple Deprivation 2010. These are all located within Nuneaton & Bedworth Borough. Stratford on Avon District is the least deprived District in the County, ranked 278<sup>th</sup> out of 326 Local Authority Districts. In between, North Warwickshire is ranked 182<sup>nd</sup>, Rugby 219<sup>th</sup> and Warwick District 257<sup>th</sup>.

The table below (table 2) contains additional socio economic contextual indicators highlighting the disparity between the North and the South of the County in terms of unemployment, worklessness and economic hardship, impacting on family cohesion, educational outcomes, health and general wellbeing. Like any District level measure, local variations and concentrations of deprivation will be masked across all five Districts and Boroughs. For example, eleven wards in Warwickshire had at least 1 in 5 children estimated to be living in poverty (20%) – including five wards in Nuneaton and Bedworth, and specific areas of Atherstone in North Warwickshire, Rugby Borough, and Leamington Spa in Warwick District.

**Table 2: Socio economic indicators in Warwickshire**

District	Jobseekers Allowance (Feb 14) % working age population	All DWP working age benefit claimants (Aug 13) % working age population	Estimated % of Children in "Poverty"* (2012)	Free School Meal Eligibility (Jan14) % pupils attending maintained school in Warwickshire eligible for FSM	CP per 10,000 at 31 March 2014
North Warks	1.7%	10.9%	11%	10.8%	52 per 10,000
Nun. & Bed.	3.3%	14.9%	17%	15.1%	82 per 10,000
Rugby	1.6%	9.7%	11%	9.5%	31 per 10,000
Stratford on Avon	0.9%	7.5%	7%	6.5%	27 per 10,000
Warwick	1.3%	7.9%	9%	8.3%	40 per 10,000
Warwickshire	1.8%	10.1%	11%	10.1%	47 per 10,000
England	3.5%	13.2%	20%	18.3% <sup>^</sup>	TBC

Source: NOMIS, School Census, CRSP

\*Child Poverty data compiled by the Centre for Research in Social Policy (CRSP), using Tax Credit data <sup>^</sup>National FSM figure as at January 2013

It is also worth noting that as part of Troubled Families programme, which aims to tackle the root cause of problems that cause truancy, youth crime, anti-social behaviour and worklessness, over 900 families have been identified that meet three of the identified criteria (national and local criteria) within Warwickshire. Half of these families (476 in total) reside in Nuneaton and Bedworth Borough. Child protection was one of the local criteria used to identify these families.

## **2.3 Strategic Partnership Working**

### **The Joint Strategic Needs Assessment (JSNA)**

The JSNA in Warwickshire has five themes, two of which are Children and Young People, and Vulnerable communities. A number of activities in the work programme under these themes overlap with WSCB priorities, including the Helping Vulnerable Children needs assessment, which aims to agree criteria for 'vulnerable children' and devise a methodology for identifying them so that Early Help services can be commissioned and targeted most effectively.

The JSNA undertook a needs assessment in 2013-14 to understand the scope of CSE (Child Sexual Exploitation) in Warwickshire, this needs assessment was sponsored by WSCB.

### **Safer Warwickshire Partnership Board**

Countywide Community Safety priorities for 2013-14 included violent crime, focusing on alcohol-related, domestic-related and town centre related violence. Domestic abuse is a feature of about half the families where children are the subject of a child protection plan, and the underlying reason for a great many police referrals to children's social care, so this aspect of community safety work is of great interest to WSCB. In 2013-14, the work plan for 'violent crime' included the development of the Violence against Women and Girls strategy, which WSCB engaged in.



### **3. Statutory and Legislative context for LSCBs.**

Local Safeguarding Children Boards (LSCBs) were established by the Children Act 2004 which places the responsibility on Local Authorities to co-ordinate an LSCB in their area.

The roles of the Board are to co-ordinate local multi-agency safeguarding arrangements, and evaluate the effectiveness of these arrangements. To do this the Board has several functions it must perform, including:

- producing local inter-agency safeguarding procedures,
  
- reviewing the deaths of all children in its area to identify learning which may prevent future child deaths, conducting Serious Case Reviews into the deaths of any children where child abuse or neglect are known or suspected, or cases where children are seriously harmed by abuse or neglect and poor multi-agency working may have been a factor,
  
- and publishing an annual report on the effectiveness of child safeguarding arrangements in the area.

Safeguarding Boards must include senior members of staff from Local Authority children's and adult's services, District/Borough Councils, Police, Health Service, Education, Youth Justice and Probation, and they should be chaired by someone suitably experienced in safeguarding children who is independent of the partner agencies.

## 4. Governance and Accountability arrangements.

4.1 Warwickshire Safeguarding Children's Board has an independent chair, who in 2013-2014 was Chris Hallett. In addition to the Chair, the Board directly employs three members of staff, the Development Manager, Inter-agency Training officer, and an Administrator, these posts are hosted by the County Council and funded by the contributions made by member organisations as set out below.

The Child Death Overview functions are managed and supported by a team of two staff, the CDOP Manager and an assistant. This arrangement is made in co-operation with Solihull and Coventry, with the CDOP team working on behalf of all three CDOP panels. The posts are funded jointly by Warwickshire County Council, Coventry City Council and Solihull MBC, in addition to the funding provided by the local authorities directly to the respective Safeguarding Children Boards.

### 4.2 Recorded Attendance at WSCB meetings May13-Feb14.

Agency	Board Member (s)	May 2013	Sept. 2013	Dec. 2013	Feb 2014
Independent Chair	Chris Hallett	√	√	√	√
WCC	Wendy Fabbro (DCS Strategic Director)	A	A	√	A
	Phil Sawbridge, Safeguarding Head of Service	√	n/a	n/a	n/a
	Sue Ross (Interim Head of Service, Safeguarding)	n/a	n/a	A	√
	Heather Timms: Participant Observer (Lead Portfolio Holder for Children )	A	√	A	√
	Jenny Wood (Head of Service, Social Care and Support)	D	√	√	A
	Helen King (Deputy Director, Public Health)	n/a	A	√	A
	Hugh Disley (Head of Service, Early Intervention)	√	√	A	√
	Jenny Butlin-Moran (Service Manager, Child Protection)	√	√	√	√
	Calvin Smith (Service Manager, Rugby)	√	√	√	√
	Maria Barnes (Service Manager, North)	√	√	√	√
	Sue Ingram (Domestic Abuse Services Manager)	√	√	√	√
	Adrian Over (Education Safeguarding Manager, representing schools and colleges)	√	√	√	A
	Cornelia Heaney: Adviser (WSCB Development Manager)	√	√	√	√

	Victoria Gould -Adviser (Legal Services)	√	√	√	√
	Mark Simmonds (Inter-Agency Training Officer, WSCB)	√	√	n/a	n/a
	Rachael Boswell (Learning and Improvement Officer, WSCB)	n/a	n/a	n/a	√
Warwickshire and West Mercia Police	Steve Cullen (Detective Superintendent)	n/a	n/a	√	D
	Amanada Blakeman (Detective Superintendent)	√	n/a	n/a	n/a
	Damian Barratt (Acting Detective Superintendent)	n/a	√	n/a	n/a
	Richard Long (Detective Chief Inspector)	√	√	√	√
	Nigel Jones (Detective Inspector)	√	A	n/a	n/a
Warwickshire Youth Justice Service	Lesley Tregar (Warwickshire Youth Justice Service)	√	D	√	√
Warwickshire Probation Trust	Andy Wade (Ass Chief Probation Officer)	√	√	√	A
Rugby Borough Council	Stephen Shanahan (Head of Housing Services)	√	A	√	A
North Warwickshire Borough Council	Simon Powell (Ass Director – Community Development)_	√	√	√	D
Stratford-upon-Avon District Council	Martin Cowan Housing Advice Manager	√	√	√	√
Nuneaton and Bedford Borough Council	Craig Dicken (Equality and Child Protection Officer)	√	√	A	√
Warwick District Council	Jameel Malik (Head of Housing/Property)	√	DNA	D	n/a
South Warwickshire CCG	Alison Walshe (Director of Quality and Performance)	DNA	D	A	D
Coventry and Warwickshire Partnership Trust	Jamie Soden (Deputy Director of Nursing)	√	√	D	√
Coventry, Solihull and Warwickshire Partnership	Steve Stewart (Executive Director)	A	A	DNA	A
NHS England	Helen Hipkiss Ass. Director Patient Experience.	√	√	√	D
Designated Nurse for Child Protection	Jackie Channell: Adviser	√	A	√	A
Designated Doctor, Child Protection	Dr Peter Sidebotham: Adviser	√	√	√	A
Warwickshire North CCG and Coventry and Rugby CCG	Jacqueline Barnes (Executive Nurse)	D	√	D	√
Lay Member	Keith Drinkwater (Vice Chair)	√	√	√	√
Lay Member	Angela O'Boyle	√	√	√	A
Voluntary Sector (nominated by WCVYS)	Mike Haywood	n/a	√	√	√

**Attendance Key:**

√ - Attended, D – Deputy, A – Apologies, DNA – Did not attend  
n/a – not a board member for this meeting

In addition to the main board, WSCB has several sub-committees which carry out much of the work undertaken by WSCB.

**WSCB sub-committees.**

Chairs sub-committee - Chris Hallett

Child Death Review Panel - Nigel Jones / Cornelia Heaney

Schools, Learning and Education - Adrian Over

Health - Jackie Channell

Systems Procedures and Guidelines - Maria Barnes

Performance, Monitoring and Evaluation - Jenny Butlin-Moran

District Councils - Craig Dicken

CSE (Child Sexual Exploitation) - Lesley Tregear

Strategy and Communication - Calvin Smith

Special Cases - Richard Long

This year, the WSCB constitution has been reviewed to ensure it is compliant with the revised statutory guidance, Working Together to Safeguard Children 2013. The updated constitution is available on the WSCB website, <http://www.warwickshire.gov.uk/wscb>

### 4.3 WSCB Budget 2013 -2014

**Table 4:**

<u>Income</u>	WCC Safeguarding Business Unit	51,497	
	Health (CCGs)	32,952	
	Police	17,508	
	Probation	8,295	
	CAFCASS	550	
	District Councils	10,260	
	CSWP	1,025	
	WCC Learning and Development	40,000	
	Sales		
	Training income	800	
	Learning and Improvement money carried forward from 2012-13	45 059	
			£207 946
<u>Expenditure</u>			
Staffing including travel and subsistence, DBS etc.			145 572
Services and supplies (desks, PC, phone, stationery, photocopying, postage)			3871
Subscriptions (BASCPAN and NWG for CSE)			750
Interagency Training Delivery			5600
WSCB meetings, workshop and training			1950
WSCB Standing Conference			992
Serious and Local Case Reviews: Billed			8100
Committed:			32,000
			£198 835

In the work plan for 2013-14 it was planned that some independent multi-agency audits would be commissioned in 2013-14. A commission has now been made for these to begin, but delays caused by identifying someone suitable, and the demands on the WSCB team of undertaking case reviews mean that at the year-end no costs had yet been billed for this. Despite this, it can be seen that the WSCB has slightly overspent relative to income from contributions. This overspend has been met using the reserves which have been reported in previous annual reports.

Under the Learning and Improvement framework two serious case reviews were initiated, and two other reviews have been commissioned from independent reviewers. In addition to the costs reflected in the table above, which were invoiced during the financial year, WSCB is committed to around £32 000 to complete these reviews. WSCB has also taken on a part-time temporary administrator to provide some additional capacity to the permanent staff in respect of the very considerable time commitment required to manage these reviews. These costs demonstrate the impact of the changing agenda for LSCBS, and the increase in expectations on them to carry out learning and quality assurance activity. In this context, it will be necessary to look again in 2014-15 at the resources provided to the WSCB by each partner, and consider whether they are sufficient to enable the Board to be strong and effective.

## **5. Progress against Strategic Objectives.**

WSCB is at the end of the second year of a three strategic plan which has four objectives derived from the Munro Review of Child Protection in England:

Create and Maintain a Learning System

Strengthen Accountabilities

Promote Effective Practice

Promotion of Early Help for Children, Young People and Families.

The work undertaken by WSCB and its sub-committees is clustered under these overarching objectives, and progress against them is set out below.

### **5.1 Create and Maintain a Learning System.**

#### **5.1.1 Learning and Improvement Framework.**

Working Together requires LSCBs to have a Learning and Improvement Framework, and WSCB's Framework was agreed in December 2013. It builds on the Performance Framework which was already in place, but develops this by articulating the cyclical nature of learning and improvement.

The first stage is gathering information about the performance of the safeguarding system from a range of sources, including performance data, case reviews, inspections and audits. From the analysis of this, improvements are identified. These need to be communicated and implemented, and in turn tested through the collection of data as above.

The Learning and Improvement Framework also identifies how WSCB makes connections with a range of other partnerships and organisations, including the Safeguarding Adult Board, the Health and Wellbeing Board, MARAC, and the Violence and Against Women and Girls Strategy.

The full document is available from the WSCB website:

<http://www.warwickshire.gov.uk/wscb>

#### **5.1.2 Learning and Improvement Officer.**

In October 2013, sadly WSCB lost Mark Simmonds as its Training Officer, as his secondment came to an end.

The opportunity was taken to review the responsibilities of this role, and it was agreed that these would be expanded to include a wider range of learning and improvement activities in support of the new Learning and Improvement Framework, the job title was changed accordingly to that of Learning and

Improvement Officer. The revised post continues to design, co-ordinate and quality assure the delivery of inter-agency training, but it is intended that more of the training will be delivered by a pool of staff from partner agencies. The Learning and Improvement Officer will additionally develop new ways of communicating key messages from WSCB reviews and audit activities, including electronic media, short briefings in agency meetings, and newsletters.

### **5.1.2 Provision of Safeguarding Training.**

Between April 2013 and April 2014 there have been 58 Multi-agency training courses provided for professionals within Warwickshire. A total 658 delegates have attended these courses from a wide range of agencies. The Child Protection Awareness course was attended by 380 delegates; 51 of these were representatives from District Councils, 198 were attended from WCC services and 52 were from voluntary sector agencies. The Police and Probation services were less well represented in this years' courses with a total of 3 delegates from Warwickshire Police Force and 1 from the Probation Service, similarly Health had a low level of attendance with only 2 delegates attending. However, these low figures could be attributed to the Police Force and Health Trusts attending 'in-house' Child Protection Awareness Training.

Other courses offered through the Directory last year evidence an increased representation from multi agencies. Working Together To Safeguard Children face to face training course was delivered to 43 delegates over 2 sessions, 3 delegates from Education settings, 13 delegates from Health, 21 from WCC services (predominately Social Care Teams), 2 from voluntary sector agencies, and 3 from substance misuse agencies. In addition to the Working Together course, Emotional Abuse and Attachment Training courses both witnessed an increased representation from multi-agencies including: Health, Education, Probation and Police.

One concern arisen from this evaluation refers to the imbalance of multi-agency representation on the Core Group training sessions. 2 sessions were planned during the 12 month period identified but 1 session was unfortunately cancelled due to low delegate numbers. The 1 session delivered was attended by 14 WCC services (predominately children's social care), 3 representatives from education and 2 Family support workers – Children's Centre Staff. There was no representation from Health, and no representation from Youth Justice, Probation or Police. This is disappointing, because effective child protection plans and core groups rely on commitment and contribution from the whole multi-agency group. The Core Group training materials are currently under review and will reflect the knowledge gained from the Dartington project and work is being done to encourage a greater representation from multi agencies on this course.



During the period identified a total of 8 training sessions had to be cancelled; 1 Core Group Training session, 2 Child Protection Awareness sessions and 5 Trafficking sessions. The Trafficking sessions at that time were designed and planned for a target audience, predominately Health sector agencies, and were delivered at George Elliot Hospital. All course cancellations were as a result of low delegate numbers, in respect of the Trafficking training this might represent saturation of demand as there had been good take up of this programme, and high demand, in the previous year.

This year efforts have been made to enhance the promotion of available courses through the website, Training Directory, WILMa, WSCB Mailbox emails as well as promotional materials of upcoming sessions and availability provided in delegate handbooks handed out in training sessions.

There were a total of 40 DNA's across all courses between April 2013 and April 2014, There are a number of possibilities for this, including stretched resources and unavoidable individual circumstances. However what has been identified is that none of these 40 DNA's were charged for not attending. Following this the charging policy has come under review. Current enforced changes include delegates being made aware that a cancellation up to 14 days prior to the session will not result in a charge; however cancellations or not attendance after this time may result in subsequent charges. The charging policy remains to be executed at the discretion of the WSCB Interagency Learning & Improvement Officer and charges will be assessed on a case by case basis.

### **5.1.3 Training Evaluation.**

The format used to gain feedback from delegates attending WSCB multiagency courses was through traditional paper feedback forms. This format will change for 2014-2015 and thereafter. A collation of feedback is provided below.

Course – Domestic Abuse and child protection: exploring links between domestic abuse and harm to children.

*“A good mix of learning throughout the day, it was very informative”*

*“Very intense training and useful. Enabled me to feel a lot more confident in this area. Live presentation was particularly useful as it gave an insight into the way in which both parties felt in detail”*

*“Information on HBV and Forced marriages was very useful”*

Course - Working Together to update on child protection and improve Inter-agency communication:

*“Meeting colleagues from different agencies and hearing their perspectives enhanced the training”*

*“It has been really useful to talk through the case studies...in a group with a mixture of professionals”*

*“Participation exercises were interesting and rewarding offering opportunity to engage with wider networks”*

Course - Emotional Abuse – Identification and case management:

*“Really useful training, a good refresher and has made me re-think some of my cases, or consider them more”*

*“Very beneficial training especially coming into new role as a newly qualified, enabled me to reflect on own practice and identify areas of change”*

*“Frameworks for assessing impact of emotional abuse was so helpful – I am going straight back to use it in 2 cases”*

Course - Effective child protection planning and core group working:

*“Greater insight into how to establish and lead a core group in an effective manner which encourages the full participation of all members and sets out from the beginning the expectations of all members...”*

*“Should form part of induction programme for new staff”*

Feedback from the core group sessions in the main has identified the need to incorporate more ‘active’ learning in to the session plan. The programme is currently under review and this feedback will assist in shaping the new programme.

Feedback gained across all multi-agency sessions identified in the main that delegate’s knowledge had increased post training. In order to provide a better analysis of the impact of training in the future the WSCB will be implementing a 3 month post training ‘Evaluation on practice’ form. It is envisaged that delegates will complete their evaluations as they do currently immediately after the training event but in addition both the delegate and their manager will receive an evaluation form 3 months post training. This will provide enable the WSCB team to test more effectively the impact of training.

#### **5.1.4 10<sup>th</sup> WSCB Annual Conference**

Another successful WSCB annual conference was held, this year in December, and the theme was ‘Safeguarding Children and Young people from Sexual Exploitation.’ The conference aimed to support the implementation of the CSE strategy, and included a presentation from Warwickshire Police about what is known at the moment in relation to the extent and spread of CSE in Warwickshire, which showed CSE being identified in all areas of the County.

There was a speaker from Barnardos, who have a long track record of working to tackle CSE and learning, who shared the approach taken in another local authority which has had a high profile police investigation and trial.

Some important messages about hearing young people shared by a member of the Children in Care Council were heard, along with a presentation about preventative work being done by Respect Yourself in Warwickshire. This includes developing resources for young people to use themselves to be better informed about healthy relationships, and material to be used in schools.

#### **5.1.5 WSCB Training- Systems Review methodologies**

Work to embed systems thinking in local and serious case reviews continued during the year, and this included some training for Board members in September to learn about systems reviews, and particularly to prepare the Board for making a response to systems review findings, which make more demands on a Board than conventional 'SMART' recommendations.

#### **5.1.6 MASH Workshop**

A joint workshop was held with the Safeguarding Adults Board in October for members of both Boards to learn about different models of Multi-Agency Safeguarding Hubs (MASHs) around the country to inform debate in Warwickshire about whether such an arrangement would enhance partnership working in the safeguarding arena.

Following the workshop, discussions have been held between the key partners who would lead in a MASH (Police, County Council and CCGs) and the County Council Safeguarding Business unit has appointed a consultant to make some proposals about the scope of a Warwickshire MASH.

#### **5.1.7 Child Death Overview Panel. (CDOP)**

During 2013-2014, Warwickshire CDOP reviewed 33 deaths, and modifiable factors were found in 22 (36%) of the reviews. 38 deaths were notified, an increase of 36% on the notifications in the previous year. About half of these were neo-natal deaths, frequently of premature infants, about a quarter were sudden and unexpected, and were investigated under the rapid response protocol, and the remainder were the deaths of children with life limiting conditions. A detailed report of the CDOP panel activity and findings in the sub-region is produced by the Panel Manager, and published on the WSCB website.

SIDS deaths with modifiable factors remain a concern, and as reported last year most of the SIDS deaths reviews held in the sub-region are able to establish that safe sleeping advice was given to the parents. The CDOP Panel Manager has continued to support work to support the local adoption of a safe sleeping

assessment used effectively in Derby, and to facilitate discussion to agree a version of the risk assessment to be incorporated into the 'red book' child health record.

Other significant local learning has included the promotion of advice to parents about the risk of strangulation from objects hanging from bunk beds, and advice to health trusts about the transfer of information in a co-coordinated way when a child's care passes from one service another. The 'headsmart' information for GPs was promoted following reviews across the sub-region, including Warwickshire, where doctors were slow to consider that a brain tumour was a possible cause of presenting symptoms.

#### **5.1.8 Serious Case Review.**

Two serious case reviews were initiated during the year. Neither of these are yet complete. The first may be delayed significantly by criminal processes running in parallel, but the second is expected to be complete in December 2014.

The membership of the Special Cases sub-committee was reviewed, and given the large crossover between domestic abuse and child abuse, now includes the WCC Domestic Abuse Manager. This has been very valuable as it has enabled the sharing of learning and ideas between the SCR and domestic homicide review processes, and also the identification of some common themes emerging from these reviews.

#### **5.1.9 Local Case Reviews.**

One case review was completed during the year. A systems review methodology was used for this, and it made a number of findings which WSCB is working on a response to. This includes:

- Clarifying what is meant by the statement 'safeguarding is everyone's responsibility', in terms of the culture of practice the Board wishes to promote, and consideration of how escalation might be used within agencies as well as between agencies to support accountability.
- Work being led by the County Council to ensure the 'front door' to social work and social care services is effective and robust.
- Work to increase the offer and take up of CAF to assess early help needs and to structure interventions offered at this level,
- Work to promote 'respectful uncertainty' and 'professional curiosity' amongst health practitioners particularly, but not exclusively; to ensure that the role of adults in a child's life are understood, whether they are supportive or risky, and that pregnant women in problematic or abusive relationships are identified.

- Reinforce minimum standards for locum doctors,
- Develop WSCB procedure and policy on the supervision of staff who work with children, including professional supervision for staff with family support roles.
- Support effective and timely record keeping.

The Board has taken a new approach to these findings, which aims to be more developmental than procedural, and use a range of strategies to create the changes looked for. This new way of working requires a great deal of support, which is being offered by the Special Cases sub-committee.

A review was conducted focusing on the health response to a non-mobile baby with a bruise, in co-operation with another LSCB, which has resulted in new guidance being drafted to clarify advice to practitioners in this situation.

There are two other case reviews currently in progress. This includes the review of a case involving domestic abuse of the mother from more than one partner, this is being used to understand how effective our MARAC and social care systems are for addressing risks to women and children in these situations, including where the information is held across local authority boundaries.

The other review has been initiated to look at the effectiveness of inter-agency working to protect looked after children placed in Warwickshire by other local authorities from sexual exploitation.

## **5.2 Strengthen Accountabilities.**

### **5.2.1 Quality and Effectiveness of Practice.**

WSCB has continued to develop its approach to evaluating the quality and effectiveness of practice, using the Learning and Improvement Framework as a structure. This has included the development of a revised performance data set, which draws on a wider range of partner data, and also more comparative data to enable the information to have some context. In 2014-2015 it is planned to use this to develop a 'scorecard' that will be shared quarterly at WSCB meetings.

### **5.2.2 External Inspection.**

- **Ofsted Thematic Inspection: Early Help.**

In January 2014 Ofsted visited Warwickshire as part of a thematic inspection of Early Help services. The full report is not yet published, but verbal feedback was provided at the end of the visit. There were several strengths identified, which included:

Strong partnership working and information sharing across agency and geographical boundaries, clear belief held by staff in the importance of early help, and the enthusiasm and passion shown by all professionals for children and families. The support available for CAF was highly rated, and the health and schools safeguarding leads were seen as knowledgeable and helpful. These factors represent a strong foundation for the continued development of early help.

As an area for development, the inspectors endorsed the plan already in place to re-launch the Threshold document to ensure it is widely understood and used.

The inspection included some case file audits, which found that decision making on the level of intervention required was appropriate, there were good examples of information sharing and multi-agency attendance at meetings, strong efforts to engage fathers and male carers, and strong partnership working between health and children's centres.

The audits also identified some areas for development; these included more focus on the child rather than just the parents in early help assessments, making better use of existing early help assessments to inform statutory social work assessments, ensuring referrers to social care get feedback on the referral, and developing a protocol for sharing police domestic abuse information with schools.

These themes are being picked up in relevant strands of the work plan.

- **HMIC Inspection of Police responses to Domestic Violence and Abuse**

Her Majesty's inspectorate of constabulary undertook a National inspection, published in March 2014, of police responses to Domestic violence and abuse. In general, this found that responses were frequently not good enough and there was a lot that needs to improve. Warwickshire Police Force was identified as an exception, providing a good service in this important safeguarding area, and identifying the Force works well with partners to tackle domestic abuse and keep victims safe.

There were some areas identified where the response could be strengthened, these included developing a quality assurance process to monitor the response to domestic abuse calls as they are received, addressing uneven levels of training in domestic abuse throughout the Force, commissioning a Warwickshire domestic abuse problem profile, and developing a programme to identify and manage serial perpetrators of domestic abuse.

### **5.2.3 Audit activity**

Audits are undertaken or commissioned by the Performance Monitoring and Evaluation sub-committee of WSCB. As part of the implementation of the Learning and Improvement Framework, an audit programme is being developed which combines undertaking multi-agency audit with reviewing the findings of relevant single agency audits undertaken by partner agencies.

In response to the requirements of Working Together 2013, the WSCB annual report and business plan is being produced earlier this year than it has previously, hence a number of audits for which a plan was made in the business plan last year are still underway and will report in 2014-2015.

- **Audit of compliance with statutory safeguarding requirements ('s.11')**

An audit of statutory safeguarding responsibilities is underway. A new tool is being used for this, which makes more enquiry about the sufficiency and reach of safeguarding training and the request for more illustrative evidence. The responses will be returned in early July 2014, and a report will be made to WSCB in October 2014.

- **Audit of safeguarding arrangements for deaf children.**

An audit is in progress using the tool developed for the purpose by the National Deaf Children's Society.

- **Audit of child protection plans lasting for three months or less.**

This audit, also in progress, is being undertaken to examine the reasons why plans are ended at the first review case conference.

- **Audit of strategy meeting minutes distribution.**

Following a finding from the local case review, an audit is underway to find out more about practice around the county in relation to the distribution of the minutes of strategy minutes, and specifically to establish if it is compliant with the WSCB procedures.

- **Audit of cases at the threshold between 'early help' and statutory social work intervention.**

An independent safeguarding consultant has been commissioned to undertake this audit, which aims to understand what sort of interventions are offered to families who are referred to social care but are considered by social care not to meet the threshold for a social work intervention.

#### **5.2.4 Warwickshire Safeguarding Children Board Escalation Panel**

The arrangements for reviewing third child protection plans under the escalation procedure were amended this year, and these cases are now reviewed by a panel on behalf of the Performance, Monitoring and Evaluation sub-committee, with the sub-committee remaining responsible for oversight of learning about systems issues arising from the cases as a whole..

During the year 2013 -2014 the panel considered the cases of seven families and 17 children. In three cases Independent audits were carried out to understand better any issues contributing to delay.

In all seven cases the child protection issues for the children were resolved via legal intervention on average within a twelve month timescale. This involved either full care orders being obtained by the local authority, parental agreement being given to voluntary accommodation for the children or private law proceedings resulting in the children being placed with family members.

As at April 2014 there is an overall reduction in the numbers of children subject to a third plan. This equates to four families and 11 children. The escalation panel has reviewed all these cases and been satisfied that all plans are making appropriate progress.

**Themes and issues:** Common themes emerging within repeat periods of children being subject to plans are re-emerging, parental dependencies on



alcohol or drugs, mental health issues for parents or issues of domestic violence. Chronic neglect is often evidenced through a series of failed interventions with families that result only in superficial change which is not sustainable. This finding will be taken into account in the development of the neglect strategy, which is on the work plan for the Strategy and Communication sub-committee.

**Timeliness of interventions:** The data and scrutiny processes now in place provides evidence that once a historical pattern of behaviour is evidenced multi-agency plans focus on timely interventions and permanency plans being achieved without delay. Whilst there is some increase in the number of second plans, the reduction in third plans suggests that there is overall progress in this area.

### **5.2.5 Other Quality Assurance activity.**

- **Scrutiny of the SARC paediatric arrangements**

WSCB has worked with Public Health, NHS England and the staff at the new SARC (Sexual Assault Referral Centre) at George Eliot Hospital to ensure that the arrangements for providing services to children in this excellent new facility are robust, and that they are integrated into the multi-agency safeguarding system in Warwickshire. As a result of this, there are now arrangements in place for sharing information with health visitors and school nurses when children are seen, forensic medicals linked with strategy meetings where required and the arrangements for paediatric cover are being aligned with local need.

- **LSCB 'health check'**

As a result of the 'health check' undertaken last year using the Ofsted tool, membership of WSCB has been reviewed. Participation of children and young people was identified as a significant weakness, and proposals are being considered for developing this area of work.

## **5.3 Promote Effective Practice.**

### **5.3.1 Provision of Policies, Procedures and Guidance.**

A full review of the inter-agency safeguarding procedures was completed in the autumn of 2013, and these have been published on the WSCB website only. (<http://www.warwickshire.gov.uk/wscbresources> )

Although many people prefer consulting a printed manual, case review activity had come across examples of different editions of the printed procedures in use at the same time. Asking professionals to access a single source of the procedures on line ensures that they will always be using the most up to date material.

### **5.3.2 Child Sexual Exploitation Strategy**

- **JSNA needs assessment**

A key strand of the CSE strategy was to obtain more detailed information about the prevalence and nature of CSE in Warwickshire by sponsoring a JSNA needs assessment. This piece of work was initiated in the autumn of 2013, and the data collection was carried out at the start of 2014, using a tool developed by the University of Bedfordshire for the purpose.

The needs assessment received information pertaining to t around 100 children judged to be experiencing, or at risk of experiencing CSE. As many children again were reported informally to the project board, but not submitted formally in the data collection. The varying levels of return from professionals in different parts of the same sector, e.g. secondary schools with a similar demographic profile, suggest that the level of reporting tells as much about how well equipped staff are to recognise CSE as it does the number of children at risk. Agencies were asked to make a 'nil return' if they didn't think they had children to report, but lots of agencies made no return at all suggesting that either the information request was not sent to the right person in the organisation, or that it was not considered to be a priority task.

Bearing all these considerations in mind, it is likely that the exercise has captured some, but by no means all, of the current picture in Warwickshire. The variance in the data is going to be explored in a multi-agency workshop in the autumn of 2014 as a first step towards increasing capacity in the children's workforce to recognise signs of CSE.

- **Contribution of Licensing**

The District Council's sub-committee members have begun working with their licencing departments to looking at how they can contribute to the prevention and detection of CSE. This is a new area of work, and the first stage has been to

provide information to these colleagues, to explore training needs, and agree how they will be met. The long term aim is for them to be equipped to use the licensing system to contribute to disrupting CSE and provide intelligence to the police.

### **5.3.3 CDOP Protocol for the Involvement of Parents, Families and Carers.**

Warwickshire, Coventry and Solihull began implementing a new protocol for involving families in reviews this year. 10 families have taken up the invitation to participate, 6 of these in Warwickshire and the remainder in the other areas of the sub-region. Some parents have contributed by meeting with the CDOP manager and some by sending written information for the panel to consider, and in one case parents met with the Designated Doctor, who is a panel member. In some of these situations, the parents' perspectives on service delivery were very different from the professionals, meaning that their participation enabled the panels to have information available to them that they would not otherwise have had, adding to the rigour of the reviews.

### **5.3.4 Work with the Dartington Social Research Unit to safely reduce the number of children with CP plans.**

WSCB was represented on the steering group driving the work the County Council commissioned from the Dartington Steering group to look at ways to safely reduce the number of children with child protection (CP) plans. The scope of this included development work aiming to increase the effectiveness of child protection plans, a tool to enable reviewing officers to record the progress of a CP plan and the multi-agency contribution to the plan, and work to support early help which could divert families from the CP system altogether. This last strand is addressed in more detail under the next section of the report.

Following work which had been done to identify the different groups of need which resulted in children being made the subject of a CP plan, some exemplar plans have been produced for each group. These are to be used for training and development of all staff who could be asked to be part of a core group. The profiling exercise found that the largest group of children with CP plans were those where there was domestic abuse between their parents, coupled with substance misuse and/or mental health problems, but the exercise also found that adult mental health and substance misuse services were involved with fewer CP plans than would be expected based on this profile. The exemplar plans demonstrate the contribution to be made by the wider network, not just the social work team. Similarly, one of the purposes of the 'RAG' tool for reviewing officers is to record the contribution of professionals from all agencies so that non-participation can be identified and tackled where required.

### **5.3.5 Private Fostering.**

The County Council recruited a Practice Leader for Private Fostering, Jenny Packeer, in December 2012. It was reported last year that this has increased capacity for awareness raising activities reaching a wide range of organisations.

The data included in this report (section 7) on the number of open private fostering cases and enquiries relating to possible private fostering cases to the practice leader show a significant increase during the year, suggesting that this work is having an impact.

A full report on private fostering is made annually to WSCB, the 2013 report was received in December.

### **5.3.6 E-Safety Forum**

The E-Safety Forum, which reports to the Schools and Learning sub-committee, has this year been developing guidance for all agencies on the use of images of children.

The group has also developed a Facebook page 'Staying safe on-line' which aims to reach a much wider audience of parents and carers that can be accessed by delivering briefings in school.

## **5.4 Promotion of Early Help.**

WSCB has continued to develop the approach it takes to supporting and evaluating the effectiveness of early help services to children and families.

The work with the Dartington Social Research Unit included looking at the types of early help that might contribute to addressing difficulties experienced by families before they develop into child protection or result in a child coming into care. 'Triple P' and 'Teen triple P' had been chosen, and considerable investment made in this. Further work done this year has been targeted on providing solutions to the resource difficulties that meant some families were not receiving help swiftly when the need was identified.

The number of CAF / early help assessments being undertaken in Warwickshire is rising, and compares well to other authorities in the region, but the numbers are still very low compared with the number of referrals to social care which do not progress to a service. The case review completed in October 2013 identified some points where an early help assessment could have helped to crystallise the concerns, and either focus intervention more effectively, or made it clearer that a statutory social work assessment should be completed. As a result of this learning, further work is being led by the WSCB representative for the WCC Early Intervention service to look into the barriers to using CAF experienced by professionals.

The WSCB performance framework is continuing to be developed to provide more information about the range of early help.

WSCB has debated a draft of the WCC Early Help and Support strategy, and is continuing to shape this developing document. It has also requested to participate as a stakeholder in the Vulnerable Children JSNA needs assessment, which will be important in determining how early help is offered and to whom, including ensuring that it reaches all children and families who meet the criteria.

Consideration of early help as part of the safeguarding continuum is now becoming embedded in the ordinary business of WSCB, for example the CSE strategy includes consideration of prevention and early help, and the Neglect Strategy that is in development aims to support effective assessment and intervention before cases become child protection, as well as at this level.

## **6. Contribution of WSCB Partner Agencies.**

### **6.1 Warwickshire Youth Justice Service.**

WYJFIS is a multi-agency service and all staff receive child protection and safeguarding training. Managers within the service are fully integrated with mainstream social care services, attending meetings with their peers.

WYJFIS is responsible for safeguarding young people in police custody and undertaking the role of appropriate adult. During 2013/14 Charles Bell the author of Youth Justice Matters, undertook a national study of the provision of appropriate adult services to young people in police custody and their effectiveness in safeguarding young people. As a result of this study Warwickshire was described as an excellent service and best practice nationally, unique in its multi-agency approach which is led by the WYJFIS. Particular recognition was given to procedures between WYJFIS, Warwickshire Police and Warwickshire County Council's Emergency Duty Team. This agreement includes quarterly 'Safeguarding in Custody' meetings to ensure ongoing service improvement for all partners and discussion of non-urgent issues, themes and patterns

In order to prevent young people being detained in custody any longer than necessary the WYJFIS has introduced a triage process to assess the needs of young people and ensure their needs are met swiftly. Once a child or young person is charged with an offence, the police may decide that it is necessary to deny them bail. The WYJFIS has ensured these young people have been released (under PACE) for placement in community placements or secure establishments; keeping the community safe whilst supporting the young people within appropriate child.

During the 2013/14 financial year, 9 young people were transferred to WYJFIS in this way, six of these were placed in secure accommodation and three in community placements

Custodial sentences for young people should only be imposed where the sentence is so serious that a community sentence is inappropriate or where the safety of victims cannot be assured. During 2013/14 11 young people received 14 custodial sentences, representing 6.9% of all court disposals as a result of credible community sentences being provided by the WYJFIS. Re-offending rates for young people supervised by the service are amongst the six lowest in the country.

### **Challenges.**

As a result of keeping young people out of the criminal justice system through prevention and reducing re-offending interventions the service is managing a

cohort of young people with more complex needs, with notable issues around safeguarding, substance misuse, child sexual exploitation, education and parenting. This has resulted in an increase in the number of intensive court orders used to manage chaotic and disengaged young people. As a result the workforce was reviewed and the number of social workers within the service was increased.

A key aspect of safeguarding in custody was to implement the triage approach that had been previously agreed. Triage is a joint assessment between the WYJFIS, the emergency duty service, and the Police, when a young person enters custody. Failure to contact the service led to a number young people remaining in custody. The Police have now committed to this process and agreed a monitoring process to ensure that it is happening, with an immediate escalation to senior managers if matters are delayed. All agencies involved have reflected on the cases that were delayed and agreed points of learning and improvements. Young people are either dealt with quickly or bailed back to a more suitable time when everything is in place to avoid the young person spending time in custody.

### **Safeguarding priorities for 2014/15**

- Custody (remand and sentence) is only imposed where a community alternative is not appropriate.
- Further development of the triage model for young people in custody
- All looked after requirements are met and vulnerabilities managed effectively
- Identification of all young people who are victims of/or at risk of CSE
- Evaluation of interventions measured against the Youth Justice Board Key Elements of Effective Practice Principles.

### **6.2 Cafcass**

Cafcass have a national improvement service (NIS), who have worked with groups of practitioners, and through 1:1 coaching, to improve the quality of practitioner's practice across the organisation. This year the work undertaken included:

- 2 national audits a year are carried out to measure the amount of work graded "good". The last audit, September 2013 saw an increase in the % of work graded good, from 30 to 40% nationally. The next audit is to be undertaken in November 2014, where the target is 60% good.

- The emphasis of supervision has shifted to quarterly performance and learning reviews, and situational supervision is provided as and when required on cases, so both case discussion and review of individual performance are both assessed.
- Quality assurance tools have been implemented that incorporate quality improvement, so there are clear guidelines for practitioners to follow to assist in producing “good” work.
- Learning from IMR’s is circulated for learning purposes
- Tools for assessment have been established to enhance evidence based assessment and analytical report writing.

Cafcass were inspected by Ofsted in February/March 2014, with the outcome that the public and private law was graded “good”.

### **Challenges to achieving outcomes.**

Cafcass’ work is limited to Court Social Work. This can be quite isolating, and there isn’t another agency that undertakes this work, so peer benchmarking is not an option.

In public law, with the challenges of the PLO, the need to improve working between Cafcass guardians and IRO’s has been a challenge, but this has been addressed by the implementation of a protocol between Cafcass and IROs, and through the Local Family Justice boards.

The safeguarding priority for this year 2014/15 is to improve the quality of work to 60% good.

### **6.3 WCVYS (Warwickshire Children and Voluntary Youth Services.)**

WCVYS continues to invest and build on our commitment to safeguarding in Warwickshire and supporting the voluntary and community sector (VCS) across the county. Within this we recognise the changing needs and are proactive in meeting the demands. This year, this included developing a response around bullying and e-safety, a major concern to children and young people and early developments around child sexual exploitation.

### **Promoting Safeguarding in the Voluntary and Community Sector (VCS)**

WCVYS is a Local Delivery Partner (LDP) for Safe Network:

We have worked closely with NSPCC and Children England to be a LDP (Local Delivery Provider) for Safe Network, which is the National Safeguarding Unit for



the Third Sector. It seeks to build common standards for the VCS around safeguarding by providing information and resources to create a culture of safe practice and to help keep children safe. It provides an excellent online self-assessment tool to help organisations and groups audit their arrangements. We have offered one to one support to organisations to develop their policies and procedures including bespoke training to organisations to support a whole organisation approach.

We have engaged with development workers from infrastructure organisations across Warwickshire to increase their knowledge and understanding and build their skills and confidence in supporting groups and signposting them to Safe Network. We have worked with the LADO, both in signposting organisations to share concerns and then supporting voluntary groups with additional support using Safe Network for those that need to improve their practices.

We have seen an increase in knowledge of Safe Network within the sector and an increasing number of organisations seeking support, undertaking the audit and reviewing their policies and procedures. A number of VCS organisations operate under national and regional frameworks but have also made use of some elements of Safe Network such as the code of conduct for staff and volunteers.

Delivery and range of training:

WCVYS has delivered the following 11 free training courses over the past year with a total of 193 participants from the voluntary and community sector:

Safeguarding Workshop:

Disclosure and Barring,

Working Together

Including the following Safe Network courses;

Thinkuknow Introduction Course

E-Safety (2 courses);

Child Protection Awareness Training (2 courses);

Safeguarding for Trustees (Children and Young People's Organisations);

Working Together: Learning from Serious Case Reviews

Safe Network Xtra Standards;

Introduction to Safe Network Awareness Training;

Safer Recruitment Training for Voluntary Sector Partners supported by Adrian Over.

We maintain positive links with the WSCB Interagency Learning & Improvement Officer and we have a VCS representative on the Training Sub-Committee. Our courses complement those offered by the WSCB and are provided at accessible times including evenings and weekends.

In addition we hosted a focused Voluntary and Community Forum looking at Domestic Violence and Abuse and the services available across the county and how to develop proactive work with young people around relationship abuse, which 34 people attended.

***“The information given on the Safeguarding training and Safe Network has been invaluable to our organisation.”***

WCVYS Satisfaction Survey 2014.

Keeping Safeguarding on the Agenda:

WCVYS maintains a high profile on safeguarding, with information, relevant reports and training opportunities regularly shared through our weekly bulletin and website. Our website front page has a section on safeguarding, incorporating the Disclosure and Barring Service, WSCB, LADO, Child Protection Referral and Safe Network. We have also blogged and tweeted key stories to raise awareness, for example, changes to the Child Protection Procedures and promoting Exploited - a training resource for young people on exploitative relationships. We also supported a Community Forum to host a focus on bullying and e-safety in Rugby, based on a community need identified. This evidenced excellent work being undertaken in some local schools and how best to support children and families.

VCS representatives sit on the WSCB and key Sub-Committees. This encourages an awareness of the needs of the VCS, an appreciation of the wide range of provision they offer, from positive activities to services commissioned by the public sector for some of the most vulnerable children and young people and the contribution the VCS makes to safeguarding in Warwickshire. The learning from these meetings is fed into training and developments across the county. A number of VCS organisations are developing expertise in Child Sexual Exploitation and training and support for those that work with young people. We have supported and encouraged WREP to join the Faith Forum and work is underway to plan events to take place next year.

***“Receive regular updates such as the abolition of the blue book, Domestic abuse information and CEOP legislation/training”*** WCVYS Satisfaction Survey 2014.

Impact:

By evaluating our training and annual satisfaction survey we can see that the high profile given by WCVYS to safeguarding has supported positive outcomes for organisations and young people:

- Positive feedback from training, evidenced by an increase in knowledge and learning pre and post training; knowing how to respond to concerns remains a key gap at the start of training
- Increase in requests for help, via telephone and brought up in one to one visits (anecdotal)
- Increase in Safe Network audits undertaken by organisation
- Increase of organisation aware of safe network – 44% of both WCVYS and partners know about Safe Network (taken from WCVYS Satisfaction Surveys)
- Working with LADO to support change and improve practice
- Organisations are signposted to WCVYS for support from a wide range of partners across the voluntary and public sector

***“79% said the support received from the WCVYS team around safeguarding and keeping children and young people safe was very good or good.”***  
WCVYS Satisfaction Survey 2014.

## **Challenges**

WCVYS is a charity and has limited resources so capacity and funding to support safeguarding remains a challenge. Uncertainty of funding beyond 2015 may impact negatively on our ability to offer continued support to the VCS. We are committed to multi-agency working and work hard to ensure we link in partners as appropriate and maintain dialogues across the VCS and public sector. Offering free training is a key need for the VCS and this may remain a barrier for those exploring the WSCB training and developments offered. In addition looking at accessibility in terms of times, venues and language may also impact.

WCVYS will continue to maintain a priority for safeguarding next year in line with our Strategic Business Plan with a focus on Safe Network and meeting collective and individual needs of those in the VCS and working in partnership to improve outcomes for children and young people.

## **6.4 Public Health**

### **Achievements**

The Public Health Team are working to improve children’s safeguarding through their health improvement programmes and via the contracting process. The Coventry and Warwickshire Sexual Assault Referral Centre – The Blue Sky Centre – commenced services for children and young people in April 2013. The centre has been designed with the help of SARC partners and clients and provides a specialist paediatric forensic medical examiner to work with children and young people. In the first year of operation the centre has assisted 108 young victims of sexual assault as follows: Under 13 = 41 children, 13-15 years

54 young people and 16-17 years 36 young people. This compares with a total of 12 children and young people aged 13 – 18 in 2012-13. The centre has followed national guidelines in the development of its services with the focus on making it easier for victims and their families to both report sexual assault and to receive follow up support and treatment.

The Respect Yourself Programme has established a successful website, designed by and with young people, as a safeguarding tool. The Respect Yourself Website has been backed by the UK Internet Safety Partnership. Five Relationship and Sex Education Boards have been established with school students across the county including: the George Elliott, Avon Valley, Kenilworth, Nicholas Chamberlin and Stratford High Schools. The students have developed a number of resources to improve resilience in relationships and sexual health including a 'relationship checker' to help young people to recognise and deal with violence and abuse in their relationships. The 'relationship checker' is available on the Respect Yourself website. The website and its programmes have recently been purchased by another local authority.

Public Health commissions a number of sexual health services for residents of the county and for general practitioners. Safeguarding requirements are included in all contracts and these are reviewed regularly with all providers.

Public Health also commissions the School Nursing Service delivered by South Warwickshire Foundation trust. School Nurses provide health assessments for all children about whom there are child protection concerns.

## **Challenges**

The Blue Sky Centre and the Respect Yourself programme have both been made possible by very effective partnership working with young people, voluntary organisations, schools, two police services and two local authorities. It has and continues to require good communication between partners and investment in support to young people so that they may participate fully in designing effective programmes and commissioning them.

## **Priorities for 2014/15**

To maintain support for the five RSE Boards to tackle child sexual exploitation, sexting, pornography, consent and healthy relationships

To develop innovative approaches for school nursing management of safeguarding.

## **6.5 North Warwickshire Borough Council**

### **Achievements**

A total of seven child protection referrals were made to Children's Services from three different divisions within the Borough Council.

Two additional reports are held on file, one of which required no further action. The other did not have sufficient information provided.

One safeguarding concern related to Highway issues and the person making the query was advised to raise the concern with the Highways Department at Warwickshire County Council.

One serious case review request for information was received and the documents reviewed. This, however, produced a "nil" return from the Borough Council.

The Borough Council has four members of staff trained by Warwickshire Safeguarding Children Board to deliver Level 1 Awareness Training as part of the Warwickshire Training Pool. Staff were made available to deliver five multi-agency training courses throughout 2013/14 and a total of eight North Warwickshire Borough Council staff received the training (in 2013/14 – most are due to start refresher courses in 2014/15).

Safeguarding was the key principle through which the design and development of the new Coleshill Leisure Centre was undertaken. This building is located at The Coleshill School. The building contractor's policy, procedures and practices relating to safeguarding were formally reviewed and approved prior to their appointment.

Children and young people, parents and guardians and the local community have all been consulted as part of play area improvements undertaken at Long Street, Dordon, and Abbey Green Park, Polesworth, and within the context of developments due to take place in Grendon, Alvecote and Bretts Hall, Ansley Common.

## **Challenges**

Despite its best endeavours, the Borough Council struggles to engage children and young people throughout the various stages of all aspects of its service design, development and delivery.

With regard to the development of the new Coleshill Leisure Centre on the Coleshill School site, and the need to promote the safety and welfare of all vulnerable people, there have been difficulties in balancing, occasionally competing design priorities and in respect of the programming of future activity (including daytime, term-time periods, when the Leisure Centre will be accommodating both education and community use).

At times we have had difficulty ensuring the procedures set out in the Homeless Young Persons Protocol are enacted locally. Where we have had issues relevant team leaders have met to address issues.

Over the year the 5 District and Borough Councils have met with the County Council to address service gaps with regard to 16 and 17 year old homeless young people. We have scoped the problems and these are well documented. Unfortunately we have not yet resolved how to solve them. The multi agency work to address the issues is continuing – strategically across the county and locally.

### **Safeguarding priorities for 2014/15**

There is a need to address those actions that have been identified following completion of the Strategic and Organisational Self Assessment Tool (Section 11 Audit), which clarifies the arrangements in place for Safeguarding and Promoting the Welfare of Children and Young People.

Key actions include:

- Ensuring that members of staff who are safeguarding “leads” have the responsibility identified in their job description.
- Updating the Statement of Particulars for all staff to identify the fact that they have a responsibility for safeguarding and promoting the welfare of all vulnerable people (including children and young people).
- Identifying a training opportunity for the officer responsible for dealing with allegations (preferably through WSCB).
- Providing copies of the Borough Council Child Protection “Quick Guide” to all new staff as part of their induction programme.
- Obtaining and distributing copies of the “What to do if you’re worried a child is being abused” (2006) booklet?
- Working in partnership to assist young people with their housing, training and employment issues.

Staff are again going to be made available to deliver five Level 1 training courses throughout 2014/15. Additional in-house courses may also be necessary to cover the number of staff requiring refresher training.

All staff that come into contact with children and young people during the normal course of their duties will be required to complete Warwickshire Safeguarding Children Boards’ e-learning package on Child Sexual Exploitation.

The Council’s own Child Protection Policy will be reviewed and, subject to the need for change, adopted in 2014/15.

## **6.6 Stratford District Council**

From a Stratford District Council point of view, the biggest challenge we have had is with working with Children's Services in relation to homeless 16/17 year olds.

We identified as part of a county wide review that the Young Persons protocol was not operating consistently across the county, with particular difficulties being experienced in the Stratford District area. Following this review, the existing protocol was reviewed and a programme of training has been developed to educate staff on the updated protocol and provide training in order to create consistency. The District Council are in the process of arranging a rollout of this training. As the revised protocol is embedded it is expected that engagement and joint working within the District Council will continue to improve, achieving better outcomes specifically for homeless 16/17 year olds.

## **6.7 Rugby Borough Council**

### **Achievements**

Rugby Borough Council continued to put the safety and wellbeing of children at the centre of its concerns during 2013/14. The Council has played an active role as a member of the Warwickshire Safeguarding Children Board as well as part of the district and borough sub-group.

Front-line services have continued to take a vigilant and involved approach to children's welfare, not just making safeguarding referrals but also initiating and participating in the Common Assessment Framework arrangements: a key element in intervening early and so preventing harm further down the line.

### **Challenges**

In conjunction with a broader push on safeguarding (ie in relation to vulnerable adults as well), the challenges include having a better understanding of the people we serve so that we have a better insight into risks to the welfare of children. A range of service reviews have helped in this area. As an example, a review of the ability of Council tenants to pay their rent has revealed a range of opportunities to intervene at an earlier stage to alleviate poverty, enable improved independence and engage other agencies in areas such as ensuring a stable home and school attendance.

Arrangements for dealing with homeless children aged 16 or 17 were not being implemented effectively and consistently across the county. The districts and boroughs have worked collectively to review these arrangements with the County Council and will re-launch the countywide protocol shortly, with training,

monitoring and auditing of the effectiveness of the implementation of the protocol being part of this.

### **Safeguarding Priorities for 2014/15?**

Rugby Borough Council will consider the review of the S.11 audit of its arrangements for working in partnership to safeguard children and develop and action plan of improvements to be overseen by the Council's senior management team. In response to the audit, the Council is already taking steps to refresh the training of its staff in relation to safeguarding children to ensure that all relevant posts are occupied by someone who has had the relevant training.

### **6.8 Safer Schools Partnership.**

Safer Schools Partnership group delivers all its work in partnership with other services which reduces barriers to positive outcomes.

Data sharing between partner agencies has been highlighted as a challenge. Partners have identified:

- Further and on-going training to ensure all staff have received updated training and understand safeguarding risks,
- Ensuring young people we work with understand risks
- Raising more awareness in our programmes of work with young people about levels and understanding safeguarding risks
- Safeguarding is a criteria that young inspectors are reviewing as part of their inspection programmes
- Greater targeting of resources

### **6.9 Nuneaton and Bedworth Borough Council**

Nuneaton and Bedworth Borough Council continues to work towards meeting its requirements under legislation and being an effective partner of the Warwickshire Safeguarding Children's Board and other statutory and third sector organisations.

### **Achievements during 2013/14**

Referrals – The Council made a total of 16 referrals during 2013/14 in addition to sharing other pieces of key information with Children's Services.

Training – The Council has continued to play an active part in participating and delivering Child Protection Training. In the last financial year, the Council has had its employees trained in Safeguarding Children, Domestic Abuse, and Common Assessment Framework (CAF). The Council's Equality and Child Protection Officer is a part of the WSCB Training Pool and has delivered several Safeguarding Children courses over the last financial year.



Safeguarding Meetings Attended – The Council is regularly represented at the main Board meetings by the Equality and Child Protection Officer. In addition to this, the Equality and Child Protection Officer currently chairs the District Sub Committee and is a member of the Child Sexual Exploitation Sub Committee.

DBS Policy – The Council has developed and approved a Disclosure and Barring Policy. This Policy was introduced in light of the changes in legislation and the introduction of the definition of regulated activity for working with children and adults. This was approved by Single Member Decision by the Leader of the Council (Portfolio Holder for Finance and Civic Affairs) in January 2014.

SLIP Case Review – The Council took part in a SLIP Case Review during 2013/14. It contributed key information to the Review and as a result of this has been identified as a key partner for other agencies when working with families.

FAQ's Referrals – A frequently asked questions document was produced by the Council to cover employee's questions in connection with the referral process for safeguarding.

Cabinet – The Council approved the funding for the financial year 14/15 to the Board via a decision by its Cabinet. It also included statistics from the county to make members aware of the issues in the borough in comparison to the county.

Address Anti-social behaviour – As part of our duty to address ASB, where the Council has identified safeguarding issues, referrals have been made and/or the Council has participated in multi-agency meetings to address issues.

### **Addressing challenges to improve Safeguarding outcomes**

Working and addressing safeguarding issues with other agencies – The Council will continue to work with other statutory and third sector agencies in order to fulfil safeguarding obligations. Other agencies are seeking the Council's input more into multi-agency meetings & cases due to the information the Council holds on families and the assistance this can provide in safeguarding the welfare of children.

Ensure appropriate referrals are made through to Children's Services – It is important that the right referrals with the key information are made through to Children's Services. The Council will try to act as a filter to ensure only appropriate referrals are made when concerns are disclosed to and identified by the authority.

Ensuring Safeguarding within services – It is key the Council promote awareness of Safeguarding Children and ensure all its employees know what to look out for to identify possible child abuse. Promotion and training will be key to fulfilling this requirement.

## **Safeguarding priorities for 2014/15**

Focus on Action Plan as a result of Section 11 Review – The Council has positively embraced the Section 11 Review recently carried out by the WSCB. The Council will form an action plan for internal improvement following the Review to ensure it is meeting the requirements set under Section 11.

Revise Child Protection Policy & Guidance – The Council will also take the opportunity following the Section 11 review to update its Child Protection Policy & Guidance. The Policy will reflect the current legislative requirements as well as refresh Council Policy on its operational practices within the Guidance.

Carry out programme of DBS checks – Following the introduction of the Disclosure and Barring Policy, the Council will ensure the posts identified under the definition of regulated activity will be subject to a DBS check and programmed in for 3 yearly checks (subject to the post holder being in position).

Promotion of Safeguarding agenda – In addition to the work above, it is vital that the Council promote the Safeguarding agenda to ensure all employees are aware of the signs and symptoms of child abuse and know what to do should they have concerns. Posters and promotional material will be produced in addition to the updating of internal and external websites.

Deliver training to employees & elected members – It is important that Council employees who come into contact with children are trained to the appropriate level required. The Council will develop a training schedule for Safeguarding courses to ensure all relevant employees are trained and receive refresher training every 3 years. For the majority of these employees, this will result in Level 1 training being received with Housing Officers and Housing Advice Officers receiving Level 2 training where required. Appropriate employees will also receive CAF training.

Obtain Leadership approval – All the activities mentioned above will be carried out with approval from the Council Senior Management and Elected Members. The Council's Child Protection Policy & Guidance will be developed in conjunction with the Officer Children's Champion, the Elected Member Children's Champion and the Central Services Portfolio Holder. The Protection Policy & Guidance will then be subject to approval by its Management Team, followed by approval by Elected Members. Following this, the Policy, Guidance, Action Plan and other Safeguarding activities will be reported to and scrutinised by the Council's Economic and Corporate Overview Scrutiny Panel.

## **6.10 Coventry, Solihull and Warwickshire Partnership (CSWP).**

CSWP delivers a range of services to support young people into employment, education or training. These services include careers guidance, mentoring support, placement into vacancies, negotiating tailored learning programmes to enable young people to re-engage with learning and employment.

We manage, on behalf of Warwickshire County Council, a client database of all 13-19 year olds known which is a statutory requirement and has been renewed as part of serious case reviews. The client database contains confidential information and meets all data protection requirements plus there are in place the relevant and appropriate data sharing agreements, particularly with reference to safeguarding.

A major area of our work is with 16-18 year old people who are not in education, employment or training (NEET). In this area the greatest challenge continues to be the sharing of information with other professionals. The challenge is to constantly be vigilant and aware of safeguarding issues.

During the past year, as many services have downsized and restructured as a consequence of funding reductions, the biggest challenge has been to maintain close working relationships between agencies i.e. staff changes and new relationships to be forged.

Our safeguarding priorities for 2014/15 are to continue to ensure our staff are trained and confident about this safeguarding responsibilities and up to speed with all challenges and threats i.e. from indoctrination of young people to trafficking etc.

## **6.11 Warwickshire Probation Trust.**

### **Achievements.**

In its latest Offender Management Inspection Report, Warwickshire Probation Trust was recognised by Her Majesty's Inspectorate of Probation (HMIP) as having high overall standards in the assessment and management of risk of harm to both Children and Adults. One potential area identified for improvement however was the management oversight of cases with child protection concerns. During the course of the year the Trust established a process for informed management oversight of Child Protection cases. The % of such cases with active management oversight increased from 58 % to 88%.

## **Challenges**

The Trust underwent significant organisational change in preparation for the split of Probation functions into either the new National Probation Service or Community Rehabilitation Company. During this period of change we have been concerned to continue to focus on child safeguarding issues and to prepare the two new organisations to effectively undertake their duties.

Our management oversight of Child protection cases highlighted the need for a clear escalation process where agencies had different perspectives on risk and need. This has been incorporated into the WSCB procedures.

### **Safeguarding priorities for 2014/15**

Community Rehabilitation Company:

The newly created Warwickshire and West Mercia Community Rehabilitation Company (CRC) includes public protection as a strategic priority and will work towards designing and implementing an intelligence led strategy to improve responses to Safeguarding Children - this will include ensuring good, effective attendance by CRC at Safeguarding Children partnership meetings. The CRC has been created as a result of the Transforming Rehabilitation reforms and although now separate from the National Probation Service (NPS), and subject to a proposed transfer to new ownership during 2014/15, it will continue to work closely with the NPS to ensure quality risk assessment and review of those cases that require joint involvement.

National Probation Service:

The National Probation Service (NPS) will be responsible for public interest decision making and the management of high risk of harm offenders. Its priority will be to ensure information relevant to the safeguarding needs of children is sought at sentence commencement and used to inform sentence planning in both the NPS and CRC. The NPS structures mean that local senior managers will participate in 3 sets of child safeguarding arrangements and so the organisation will prioritise incorporating the learning this generates into both its own work and the Warwickshire Safeguarding Board partnership.

### **6.12 Coventry and Rugby Clinical Commissioning Group/Warwickshire North Clinical Commissioning Group / South Warwickshire Clinical Commissioning Group**

- NHS Warwickshire and NHS Coventry were formally replaced by three Clinical Commissioning Groups in April 2013. Each of the CCGs have a defined area of Warwickshire for which they commission services for their

local populations. This is predominantly achieved through contracts with the four large local providers University Hospitals NHS Coventry and Warwickshire, Coventry and Warwickshire Partnership NHS Trust, South Warwickshire Foundation NHS Trust and George Eliot Hospital.

- Coventry and Rugby CCG host the safeguarding team with clear provision of time allocated to each of the three CCGs.
- The CCGs are committed to ensuring that there are robust, co-ordinated safeguarding systems in place which ensures children are safe, healthy and achieve their life chances.
- All three CCGs are represented on the WSCB at board level and within the sub groups demonstrating a clear intent to work closely with other agencies to safeguard children.

### **Achievements**

- The Clinical Commissioning Groups have taken action to ensure that learning from serious case reviews is progressed within the Warwickshire health economy through provider organisations and primary care. The designated nurse chairs the health sub group of the board and good practice and learning is shared readily across health providers in Warwickshire to ensure the best outcomes for children and their families.
- The CCGs have reviewed the revised document on Safeguarding children and young people: Roles and competencies for health care staff. Intercollegiate document. (2014) to ensure that training for all staff both within the CCGs and across provider organisations is at the required level. Each of the CCGs has a mandatory training programme to ensure that all staff receive child protection training.
- The Designated Nurse and Safeguarding trainer have delivered child protection training to all GP practices in Warwickshire and support GP's to demonstrate that they and their staff are trained to the appropriate level. The Level 3 sessions have specifically addressed key WSCB priorities such as Child sexual exploitation, domestic violence and abuse, and learning from serious case reviews. As a result, GP's report increased awareness and confidence in detection of abuse and escalation of concerns to designated professionals where appropriate. This can be evidenced through an increased number of relevant contacts with Designated professionals and increased involvement in serious case review processes.
- The CCGs are using a self-assessment tool called the "markers of good practice" for safeguarding children to review child protection provision within the services that it commissions.
- The Designated Nurse for Safeguarding has been working in collaboration with the Domestic Abuse Co-ordinator in Warwickshire County Council to

increase awareness raising and confidence in responding to issues relating to Domestic violence and abuse across the Warwickshire health economy.

- The CCGs Designated Nurse and the Designated Doctor for Child Protection are WSCB's health advisors and are actively engaged in all of the WSCB sub groups. The impact of this is that there is expert input from safeguarding health professionals into the sub groups of the WSCB, which is independent of providers, to challenge, identify good practice and support the development of quality assurance mechanisms such as audit and provide safeguarding leadership in relation to health practice.
- The CCGs have been represented in the research and development of a number of multi-agency Safeguarding initiatives across Warwickshire including work on child sexual exploitation and the multi-agency safeguarding hub.

### **Challenges**

- One of the most important issues for all three of the CCGs is to ensure that the voice of the child is evidenced in all aspects of work. There will be on-going work to address and develop the involvement of young people to inform safeguarding service development.

### **Priorities for 2014/2015**

- The Designated Nurse will engage with current children and young people's advisory groups to inform safeguarding service development and understand the needs and diversity of the population across Warwickshire.
- The CCGs are committed to the review of the section 11 audit and will work with WSCB to further improve services.
- South Warwickshire Clinical Commissioning Group is leading on a review, on behalf of all three CCGs, of health services for Looked After Children in Warwickshire .
- The CCGs will coordinate a review of child deaths across Warwickshire to address key areas of service provision across each geographical area.
- The CCGs will continue to work effectively in partnership with all agencies across Warwickshire to protect children and young people.

## **6.13 Warwickshire County Council Communities Group**

### **Achievements.**

Gypsy and Travellers: The Gypsy and Traveller service deals with one of the most vulnerable communities in our society today and over the years we have built up the trust required to break down the communication barriers. The service

has engaged the community in issues around safeguarding and what to report and how. Over the last year we have support families going through Domestic abuse, needing to be re-housed, finding accommodation, getting children into education and with other professionals provided a safe haven when required. We have become the link between the traveller communities and other agencies.

Trading Standards: Warwickshire Trading Standards, working in partnership with other enforcement bodies undertook intelligence led action to protect the health of children and young people by preventing the sale of alcohol and tobacco products to under 18's. Eighty test purchase exercises were conducted with child volunteers and six sales were made. Enforcement action was taken against sellers and licensees/owners, including the prosecution of a nightclub owner who allowed under aged drinking and employed young people under 18 to sell alcohol. Premises were also advised to operate 'Challenge 25' proof of age scheme. Sniffer dogs were used to find fake and illicit tobacco products hidden on retail premises. Sellers of illegal products are less likely to seek to prevent sales to children and counterfeit cigarettes (and also alcohol) can pose a very serious risk of damage to health (even above that posed by genuine products). Officers also participated in over 100 licence application checks and made representations on 22 occasions to request additional conditions for the protection of children from harm.

Environmental Health and Trading Standards visited 59 High Street sunbed salons, both to test the safety of the sunbeds in use, but also to ensure that the owners were complying with the law and preventing under 18's using sunbeds. Over one-third of sunbeds tested had UV emissions in excess of permitted levels.

Trading Standards help ensure that toys do not pose a danger to babies and children. Recently, officers targeted the manufacturers and sellers of unsafe soother clips following a rise in the sale of these products on social networking sites.

Trading Standards have been working in school to educate children about the dangers posed by fireworks. Over 1000 children entered a firework poem and poster competition. Through 'Talkingshop', Trading Standards have provided secondary school students with educational inputs on consumer rights and financial literacy, helping protect young people from scams and avoid debt problems in the future.

Drugs & Alcohol Action Team (DAAT):

- We have direct input in to the adult treatment provider clinical & social governance group. All clients are provided with secure drug boxes e.g. to facilitate the safe storage of methadone and other medication in the home.
- Self-audit against ADFAM Medications In Drug Treatment: Tackling the Risks to Children report [http://www.adfam.org.uk/cms/docs/adfam\\_ost\\_fullreport\\_web.pdf](http://www.adfam.org.uk/cms/docs/adfam_ost_fullreport_web.pdf)
- Ongoing monitoring of incidents through monthly incident reporting from the adult and YP treatment services.
- All clients entering service are assessed and regularly reviewed in respect of their parental status and contact with children.
- Joint working of cases with social care and instigation of CAFs as required.
- There is a local organisation lead within the treatment service.

#### Youth Justice & Family Intervention:

The Youth Justice Service is a statutory board member, and a separate report is provided.

#### Domestic Abuse:

Warwickshire launched a new approach to tackling violence against women and girls in November 2013. Warwick University undertook an in depth consultation and analysis with professionals and service users to draw together a new strategic approach to not only domestic and sexual violence but also stalking and harassment, forced marriage, honour based violence, FGM, forced prostitution and trafficking for sexual exploitation. The move from looking purely at domestic abuse and sexual violence to a wider, co-ordinated VAWG agenda ensures a more integrated approach to those affected by violence and abuse that more accurately reflects a victim's experiences and offers potential for more effective interventions and responses. A new VAWG Board is developing in order to ensure the new approach is developed and delivered effectively.

During 2013-14 we supported Warwickshire's four Community Safety Partnerships by co-ordinating responses to 2 new referrals for a Domestic Homicide Review while continuing to support with reviews that already started. Actions relating to the safeguarding of children and young people have arisen from Warwickshire DHRs and following Home Office approval will be included in the published reviews.

Safeguarding of children is central to the Multi-Agency Risk Assessment Conferences (MARAC) process. 538 cases were heard at Warwickshire MARACS over the year and these worked to protect 710 children (368 cases). The MARAC was able to remove or reduce the levels of risk in 37% of cases. As of October 2013 MARACS began accepting referrals of 16 and 17 year olds



assessed as being at high risk of serious harm or homicide from domestic abuse. Over quarter 3 and 4 of the year there were 3 referrals for victims aged 16-17 and 2 where the offender was 17 or under.

A two day workshop on Provision of Freedom Programme for Professionals training

is aimed at professionals who want to increase their knowledge and deepen their understanding of domestic abuse.

Aims:

- To provide an opportunity for professionals to experience, cognitively and emotionally, what it would be like to live with domestic abuse
- To leave a lasting emotional impact, deeper understanding and greater awareness of the psychology and beliefs that underpin domestic abuse

Objectives:

- To enable professionals to make more informed, robust and realistic assessments
- To increase child safety

During 2013-14 we trained 160 practitioners. Feedback included:

- I have been working in the field for 5 1/2 years and this is the first bespoke course that has been so informative on DA and the process that victims go through."
- "This was the most powerful and enlightening training I have ever attended. ...all professionals who deal with victims of DV should attend. I thought I had a really good understanding already of DV and victim issues, how wrong I was. This training really looks at the whole thing through the eyes of the victims."

We were successful in bidding to the Police and Crime Commissioner's Innovation Fund for 2013-14 in order to develop 2 new resources for young people in partnership with the Respect Yourself Campaign. Both resources have been designed by young people, for young people.

- UR Decision: Life's not a rehearsal is an on-line interactive resource covering abuse, sexting, consent and child sexual exploitation. [www.urdecision.info](http://www.urdecision.info)
- Relationship Health Checker is designed to get you thinking about your personal relationships and will try to point you in the right direction. [www.respectyourself.info/rhc](http://www.respectyourself.info/rhc)

Community Safety: The community Safety Team have been supportive of the Blue Sky Centre (SARC) and in particular instrumental in providing a garden

space (haven). 131 children have accessed the SARC in its first year. Anecdotal reports included in the first annual report cite the garden as having particular positive effects on young people.

In Nuneaton and Bedworth as part of a wider initiative to reduce problems from nuisance motorcycles led by Community Safety Project Officers, young people (14-19yrs) are referred to the 'Two Wheels in Motion' project where they take part in a 3 session course aimed at ensuring they are able to ride cycles responsible and safely and leave understanding the dangers and consequences of their previous behaviour.

## Public Health

Public Health is a Board partner and a separate report is provided.

## Challenges

**Gypsy and Travellers:** The main challenges for the Gypsy and Traveller service is prejudice from professionals and agencies. Getting children registered with GP's, schools refusing to take children or putting barriers in the way and providing accommodation. There is a lack of understanding of cultural issues and sensitivities which this community believe in

**Trading Standards:** The consumption of 'legal highs' (including by children), has often led to illness, hospitalisation and sometimes death. Trading Standards are working with Warwickshire Police to tackle this issue.

**Priority Families:** The Priority Families Programme is now two thirds through its first Phase and is performing well. We recognise the need for close working links with the Board and those involved in the safeguarding agenda and are keen play our full part. The successes and learning derived from the first Phase of the Programme will provide us with a solid foundation for the future and the proposed new eligibility criteria augur well for even close working relationships.

**Drugs & Alcohol Action Team (DAAT):** Communication and information sharing is always an issue. For example, it is often the case that the treatment service is only aware of social care involvement when the client discloses it. We have attended social care team meetings to raise the profile of services and highlight how to refer and the importance of doing so.

### Domestic Abuse:

The biggest single challenge has been reduced resources accompanied by continuously increasing demand. Services we commission report individuals presenting with more complex cases which require more intensive, support, reducing the capacity for new clients.

We are working to address this through working with the Office of the Police and Crime Commissioner who has domestic and sexual violence as a priority in the updated Police and Crime Plan. From April 2015 the OPCC will be responsible for commissioning victim support services. We worked with the OPCC to successfully bid for funding to establish the IRIS Programme across the county in 2014. IRIS supports General Practitioners in identifying and responding to domestic abuse and provides direct support for GP's to refer victims to.

There is a perception that domestic abuse is 'done' by Community Safety. Domestic abuse, and now VAWG must be everybody's business, as is safeguarding children. Frontline practitioners across the board must be skilled in identifying and responding appropriately.

Reduced resources across the multi-agency landscape have left reduced capacity and a reduced ability to undertake the intensive work sometimes required. This will of course impact on the ability of those affected by DA to cope, recover and safeguard their children effectively.

### **Safeguarding priorities for this year 2014/15**

Gypsy and Traveller Service:

- Refresher trainer for the team.
- Continue to work with agencies to understand the cultural differences and communication issues within the community.
- Apply for funding to support this community getting access to other agencies.
- Project lead on a health study.

Drugs & Alcohol Action Team (DAAT): We have recently been made aware of concerns regarding sexual exploitation and drug misuse amongst secondary school children at a number of Rugby schools. We responded to this by holding an initial multi-agency meeting involving social care, schools, YP services, Council safeguarding and police. This will be followed up by an action plan with appropriate interventions that will be overseen by this group over the course of the year.

Localities & Partnerships:

- We will be undertaking a refresh of the Warwickshire Child Poverty Strategy.
- We will also be building on work to ensure that vulnerable families have access to financial advice, affordable warmth and affordable food.
- Both of these initiatives may have implications for safeguarding.

Domestic Abuse:

- Further develop work to keep young people safe in their relationships.
- Embed the new approach to tackling violence against women and girls.
- Deliver the actions arising from Domestic Homicide Reviews and MARAC Self-Assessment.

Community Safety:

- Continue to provide support to the SARC (Action day completed 21/5/14).

- Continue support for diversion schemes such as 'Two Wheels in Motion' project.

#### **6.14 Warwickshire County Council Children's Social Care**

The promotion of safeguarding is a core statutory function of children's social care and is evidenced throughout the data in the annual report relating to referrals, assessments and service provision.

As a single agency we have been challenged by the continuing high rate of cases referred to social care .which impacts upon our ability to manage these effectively. During 2013/14 we continued to work more closely with our colleagues in WCC Early Help and Targeted Support in order to offer families early help at the earliest opportunity to prevent the need for social work services unless this was felt to be the most appropriate service.

During 2013/14, much of the focus of our work was in developing a child protection strategy which focused upon reducing the number of children who need to be subject to child protection plans through intervening earlier and refining our processes. This was an extension to the work already being undertaken to safely reduce the numbers of children who need to become looked after with the Dartington Social Research Unit (SRU). The work undertaken with the Dartington Social Research Unit (SRU) has enabled Children's Social Care to explore more fully how the child protection system is used with families and to explore more effective ways to work with families in order to safeguard children.

With regards to multi-agency working we are redesigning our front door with the objective of improving the consistency and effectiveness of the response to referrers. This aims to provide the right services at the right time for children and families, using early intervention services much more readily and providing more effective social work services which better safeguard children and their families.

During 2013/14 we continued to see an increase in the number of children subject to a child protection plan for 2 years or more or for a second or subsequent time during 2013/14. Further work is being undertaken by the Performance Monitoring and Evaluation Sub-committee in relation to these child protection plans as well as understanding better those children who are subject to a child protection plan for 3 months or less. As part of our work with the Dartington SRU the Independent Reviewing Service has developed a RAG system to assist in identifying blocks to achieving the outcomes of the child protection plan. Further work is needed to engage wider WSCB agencies in this process.

In 2014/15 our key priorities will continue to focus upon safeguarding children and their families in accordance with statutory guidance and legislation. A key

priority will be to continue to focus upon reducing the numbers of children who need to be subject to child protection plans and also to safely reduce the numbers of children who become looked after. We will continue to embed the “Think Family” protocol in our work with vulnerable children and adults to ensure that we are providing a joined up approach to families' needs and ensuring that universal and specialist services improve the identification of children in need and in need of protection through increased understanding of the impact of an adult's problems on a child's life. The implementation of The Care Act 2014 and The Children and Families Act 2014, provides an opportunity to more closely respond to the transition issues that some vulnerable children experience when they become adults.

Another key priority is to continue to develop the proposals for the design of a Multi-agency Safeguarding Hub (MASH) which aims to bring professionals together to share information and to provide support for families more effectively.

Underpinning the key priorities are the significant financial challenges that the County Council will face during 2014-18 which will impact upon the way in which we deliver services to children and their families. Children's Social Care is redesigning a number of services in order to provide an effective service to children and families within the context of the financial challenges.

### **6.15 Warwickshire Police**

Warwickshire Police do not have any targets set by the Police & Crime Commissioner (PCC) and instead focus all efforts on achieving our single vision to 'protect people from harm'. To achieve this we seek to provide the best possible protection with the resources available to us, and reduce harm by managing the risk of it happening. This way of working allows us to achieve our vision by managing and responding to real time threats and risks. This is more effective in protecting communities than the traditional method of setting annual objectives and targets. It is about doing the right thing and focusing on those issues that really matter to local communities. This empowers our workforce to concentrate on delivering the maximum protection possible to those communities.

As part of achieving our vision to 'protect people from harm', Warwickshire Police undertakes activity to safeguard and promote the welfare of children at both a strategic and operational level. In doing so it works closely in partnership with other statutory and third-sector agencies. At the strategic level, duties and responsibilities are exercised through active membership of Warwickshire Safeguarding Children Board (WSCB) and through the development of Police policy and standard operating procedures that take cognisance of legislation and statutory guidance, national strategy and research, and local need.

At the operational level, Warwickshire Police work closely in partnership on a day-to-day basis to undertake activity to safeguard children, taking primacy for the investigation of cases where it is believed a criminal offence may have taken place. This activity is done in compliance with the *'WSCB Inter-Agency Safeguarding Procedures'*, and in line with operational guidance issued by the Association of Chief Constables (ACPO) and the College of Policing. This includes working closely with agencies at a local level when delivering neighbourhood-policing services and the Safer Schools programme, as well as the provision of specialist 'Protective Services' resources.

A particular focus of Warwickshire Police over the last 12 months has been the continuing development of policing services in alliance with neighbouring West Mercia Police. Our two forces now deliver all services together within a single policing framework across Warwickshire, Herefordshire, Worcestershire, Shropshire and Telford & Wrekin. This includes a single 'Protecting Vulnerable People' (PVP) department with responsibility for child protection and abuse investigation, safeguarding vulnerable adults, domestic abuse, missing persons, and the management of registered sexual offenders and violent offenders.

A Detective Superintendent heads the overall PVP department for Warwickshire Police and West Mercia Police, with a Detective Chief Inspector leading PVP within each of three geographical areas: Warwickshire, Herefordshire/Worcestershire, and Shropshire/Telford & Wrekin. Operational responsibility for overseeing child protection matters within each area is led by a PVP Detective Inspector, who has specialist investigative resources at their disposal.

As part of enhancing the work of Warwickshire PVP in respect of safeguarding children, an increase in the level of supervision with our Child Protection Units has now been implemented. In addition, a new role of 'Child Protection Liaison Officer' has been introduced, with a primary responsibility for dedicated attendance at Child Protection Conferences. Safeguarding activity is supported by an already well-established 'Harm Assessment Unit', which manages and coordinates all referral activity into and out of the Warwickshire Policing area and acts as the gateway to other agencies, including child safeguarding pathways. Over recent years an investment has been made in providing better training for staff on child safeguarding matters, in particular in the context of domestic abuse, and this improved awareness has resulted in an increase in referrals from the Police. This in turn improves the opportunities for a multi-agency approach to identify vulnerable children and take action to safeguard and promote their welfare.

Warwickshire Police external referral/notification activity for this period was as follows:

Warwickshire Police PVP HAU External Referrals 2012-2014* (DOMESTIC ABUSE)	Children's Social Care			Children's Social Care (2+ criteria)			Adult Social care			Mental Health			GP/Other NHS			DA Support Services (first review only)			Alcohol/Drugs Services			Total		
	2012/13	2013/14	% +/-	2012/13	2013/14	% +/-	2012/13	2013/14	% +/-	2012/13	2013/14	% +/-	2012/13	2013/14	% +/-	2012/13	2013/14	% +/-	2012/13	2013/14	% +/-	2012/13	2013/14	% +/-
	April	337	187	-45%	36	119	231%	19	7	-63%	106	121	14%	225	158	-30%	145	128	-12%	5	6	20%	873	726
May	288	202	-30%	72	144	100%	20	12	-40%	87	147	69%	216	192	-11%	144	134	-7%	17	3	-82%	844	834	-1%
June	255	195	-24%	49	158	222%	11	12	9%	80	109	36%	180	203	13%	128	122	-5%	19	6	-68%	722	805	11%
July	365	279	-24%	38	175	361%	19	11	-42%	116	165	42%	263	252	-4%	151	182	21%	17	6	-65%	969	1070	10%
August	365	176	-52%	20	162	710%	18	11	-39%	104	135	30%	244	182	-25%	144	122	-15%	21	3	-86%	916	791	-14%
September	299	178	-40%	2	191	9450%	10	12	20%	81	131	62%	198	182	-8%	105	149	42%	11	3	-73%	706	846	20%
October	368	181	-51%	28	187	568%	7	9	29%	94	135	44%	226	176	-22%	134	118	-12%	11	3	-73%	868	809	-7%
November	296	144	-51%	31	177	471%	10	6	-40%	111	115	4%	185	172	-7%	134	113	-16%	5	4	-20%	772	731	-5%
December	326	168	-48%	36	174	383%	10	11	10%	91	99	9%	194	168	-13%	117	148	26%	6	5	-17%	780	773	-1%
January	266	204	-23%	63	153	143%	9	15	67%	85	109	28%	176	185	5%	108	153	42%	2	0	-100%	709	819	16%
February	222	129	-42%	70	185	164%	13	16	23%	102	89	-13%	172	170	-1%	98	128	31%	3	1	-67%	680	718	6%
March	204	138	-32%	80	185	131%	21	12	-43%	124	93	-25%	164	181	10%	101	123	22%	5	3	-40%	699	735	5%
	3591	2181	-39%	525	2010	283%	167	134	-20%	1181	1448	23%	2443	2221	-9%	1509	1620	7%	122	43	-65%	9538	9657	1%

\*Does not include referrals to MARAC

Warwickshire Police PVP HAU External Referrals 2012-1014 (OTHER INCIDENTS)	Children's Social Care			Children's Social Care (2+ criteria)			Adult Social care			Mental Health			GP/Other NHS			CAMHS			Alcohol/Drugs Services			Total		
	2012/13	2013/14	% +/-	2012/13	2013/14	% +/-	2012/13	2013/14	% +/-	2012/13	2013/14	% +/-	2012/13	2013/14	% +/-	2012/13	2013/14	% +/-	2012/13	2013/14	% +/-	2012/13	2013/14	% +/-
	April	34	83	144%	0	1	17	49	188%	9	32	256%	5	0	0	1	1	2	1	1	1	68	167	146%
May	51	62	22%	0	0	28	57	104%	6	33	450%	2	0	0	0	0	0	0	1	1	87	153	76%	
June	55	51	-7%	0	1	42	44	5%	24	26	8%	0	0	0	1	1	1	1	1	1	123	124	1%	
July	66	68	3%	0	1	48	31	-35%	30	36	20%	0	0	0	0	0	0	0	1	1	144	137	-5%	
August	72	71	-1%	0	0	37	45	22%	26	38	46%	0	0	0	1	0	1	2	1	2	137	156	14%	
September	50	53	6%	0	0	48	40	-17%	34	39	15%	0	0	0	0	0	2	1	1	1	134	133	-1%	
October	54	70	30%	2	0	37	40	8%	19	36	89%	1	0	0	0	0	1	1	1	1	114	147	29%	
November	42	58	38%	0	0	32	27	-16%	27	18	-33%	0	0	0	0	0	0	0	0	0	101	103	2%	
December	55	53	-4%	0	0	50	37	-26%	27	22	-19%	0	0	0	0	0	2	0	0	0	134	112	-16%	
January	55	45	-18%	1	0	47	45	-4%	29	36	24%	0	0	0	1	0	1	0	0	0	134	126	-6%	
February	67	78	16%	0	0	36	33	-8%	40	33	-18%	2	1	2	2	0	1	0	0	0	148	145	-2%	
March	52	65	25%	2	0	31	30	-3%	20	27	35%	0	0	0	0	0	0	1	1	1	105	123	17%	
	653	757	16%	5	3	453	478	6%	291	376	29%	10	1	0	6	2	11	9	0	0	1429	1626	14%	

Warwickshire Police particularly recognises the importance of tackling Child Sexual Exploitation (CSE) and the need to protect very vulnerable children from significant sexual offending. In line with many other Police Forces' nationally and together with our partners we are redefining how we manage and investigate these cases. Much has been progressed already but this work will continue to be prioritised over the next 12 months and includes the scoping of a dedicated multi-agency CSE team.

As part of the ongoing development of partnership working, Warwickshire Police are closely supporting scoping activity that is considering the development of a Multi-Agency Safeguarding Hub (MASH), which could be an important step forward for more dynamic information sharing and decision making.



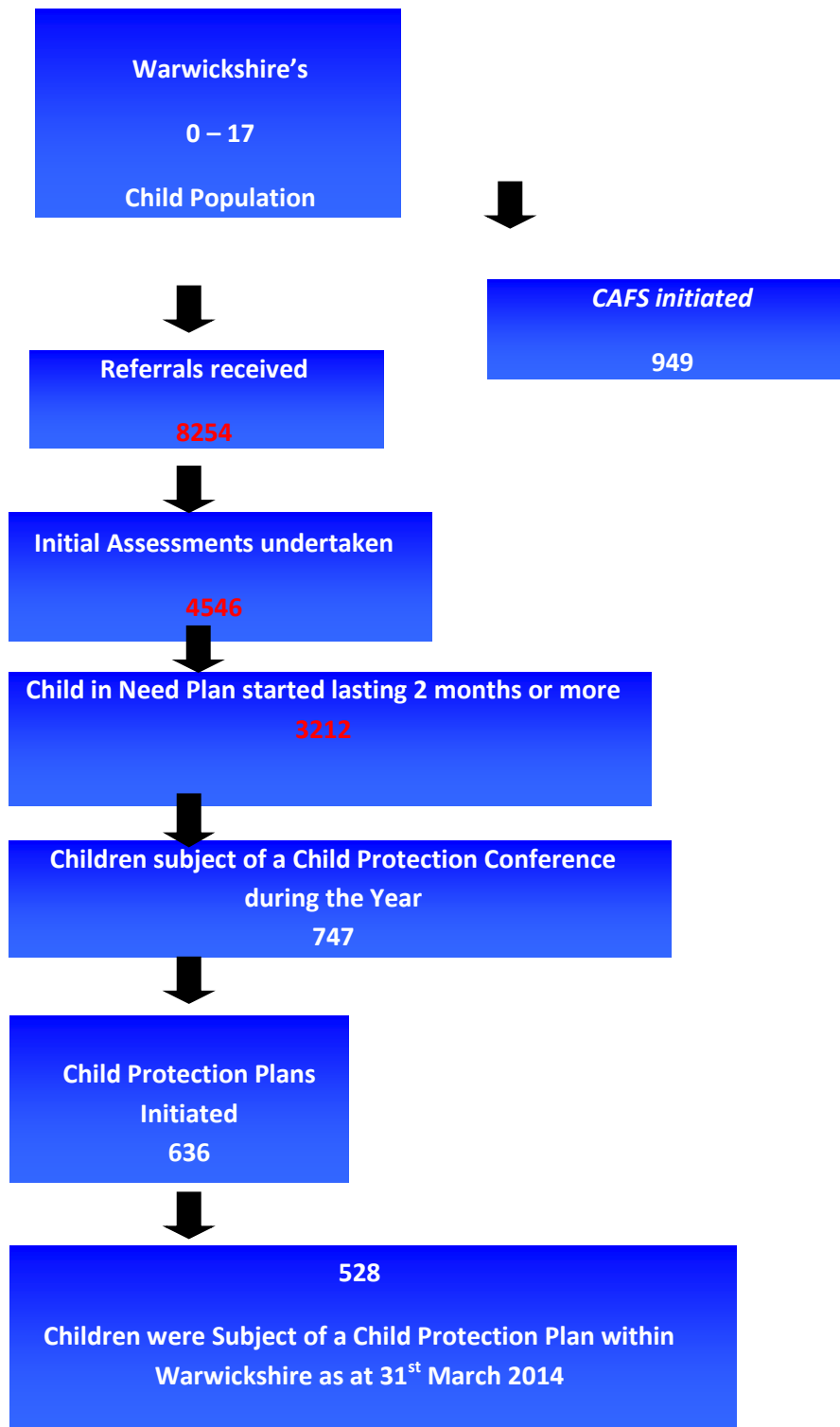
## 7. Effectiveness of Safeguarding Arrangements in Warwickshire.

### Warwickshire Safeguarding Statistics 2013/14

#### Summary of Key Issues

- In 2013-14 there has been an increase of 45.3% in the number of CAFs initiated.
- There has been a 25% increase in the number of referrals received by Children's Social Care.
- A similar proportion of referrals in 2013-14 received an initial assessment (54%) compared with 2012-13, but there has been increase in the proportion of referrals which result in a service lasting for more than 2 months, from 30% to 39%.
- There has been a smaller increase in the number of children who were made subject of a Child Protection Plan with 636 plans initiated during 2013/14 in comparison to the 609 initiated in 2012/13, which is an increase of 4%. However, despite this fewer plans were initiated than closed this year which is the reason the number at year end saw a decrease.
- As at 31 March 2014, 528 children were subject of a Child Protection Plan in Warwickshire. This is a 4% decrease on the 550 children subject of a plan as at 31st March 2013.
- As at 31 March 2014, the largest group of children who were subject of a Child Protection Plan were those aged 5-9 years. This is the same as the previous year.
- 8.1% of children who are subject of a CP Plan in Warwickshire at 31 March 2014 were from black or ethnic minority families . This is slightly lower than the overall proportion of the general 0-17 population in Warwickshire that are BME (14.8%).
- 2.1% of children with CP plans were recorded as having a disability, compared with an estimated 6% of children in the general population having a disability.
- The number of child protection plans closed during the year which had been open for two years or more (long plans) saw an increase this year up from 8.0% to 9.3%. This is a slight deterioration in performance.
- The percentage of children becoming subject of a child protection plan for a second or subsequent time (Previously NI65) during 2013/14 saw a slight deterioration in performance this year, up from 13.3% to 16.7%.

## SUMMARY OF ACTIVITY DURING 2013/14



## SECTION 1. INTRODUCTION

1.1 This report summarises safeguarding activity in Warwickshire between 1 April 2013 and 31 March 2014.

1.2 Warwickshire's Safeguarding Children Board has agreed the dataset on which this report is based.

## SECTION 2: EARLY HELP

### 2.1 CAFS initiated over the last 2 years

During 2013/14 a total of 949 CAFS were initiated within Warwickshire which is a 45.3% increase on the number initiated in the previous year. This is a welcome increase, as it suggests that more children who are causing concern to professionals but whose needs are below the threshold for statutory social work services are receiving co-ordinated early help.

The biggest increase in CAF activity as a proportion of the relevant population was in Stratford, which previously had a very low level of CAF initiation. The largest number and highest % per 10,000 of CAFS initiated were within the most deprived district within Warwickshire, Nuneaton & Bedworth, but CAF activity across the county is now broadly aligned with the deprivation indicators, as would be expected. The exception is Warwick, where CAF activity is higher relative to the deprivation indicators than elsewhere in the county.

District	2012/13		2013/14	
	Number of CAFS initiated	Number of CAFS initiated per 10,000 of the 0-17 child population	Number of CAFS initiated	Number of CAFS initiated per 10,000 of the 0-17 child population
North Warks	99	79 per 10,000	130	104 per 10,000
Nun. & Bed.	192	70 per 10,000	294	108 per 10,000
Rugby	165	75 per 10,000	225	102 per 10,000
Stratford on Avon	88	38 per 10,000	146	62 per 10,000
Warwick	109	41 per 10,000	154	58 per 10,000
Warwickshire	653	58 per 10,000	949	85 per 10,000

## 2.2 CAFS by area mapped against poverty indicators

District	Jobseekers Allowance (Feb 14) % working age population	All DWP working age benefit claimants (Aug 13) % working age population	Estimated % of Children in "Poverty"* (2012)	Free School Meal Eligibility (Jan14) % pupils attending maintained school in Warwickshire eligible for FSM	Number of CAFS initiated per 10,000 of the 0-17 child population
North Warks	1.7%	10.9%	11%	10.8%	104 per 10,000
Nun. & Bed.	3.3%	14.9%	17%	15.1%	108 per 10,000
Rugby	1.6%	9.7%	11%	9.5%	102 per 10,000
Stratford on Avon	0.9%	7.5%	7%	6.5%	62 per 10,000
Warwick	1.3%	7.9%	9%	8.3%	58 per 10,000
Warwickshire	1.8%	10.1%	11%	10.1%	<b>85 per 10,000</b>
England	3.5%	13.2%	20%	18.3%^	N/A

Source: NOMIS, School Census, CRSP

\*Child Poverty data compiled by the Centre for Research in Social Policy (CRSP), using Tax Credit data

^National FSM figure as at January 2013

## 2.2 Breakdown of CAFS by Initiating agency

Education initiated almost two thirds of all CAFS during the year.

Agency	As a % of all CAFS initiated during 2012/13	As a % of all CAFS initiated during 2013/14
Education - Primary	33.10%	36.50%
Education - Secondary	24.00%	25.80%
Education - School Health	1.70%	3.20%
Social Care	13.80%	13.10%
Children's Centre	6.90%	7.10%
Health Visitor/Midwife	3.10%	3.10%
Health Other	0.90%	0.40%
EIS (Early Intervention Service)	3.50%	1.90%
Youth Justice Service	2.30%	1.20%
Parent Support Advisor	1.80%	0.90%
Other Organisations (10 or less CAFS initiated)	8.90%	6.80%
<b>Total</b>	<b>100%</b>	<b>100%</b>

In general, the initiating agency is continuing to provide the lead professional for the family support plan. Where the initiating agency is a Children's Centre or school, the provision of a lead professional from another agency almost always happens because the family support plan follows the child into the next school as they get older. Youth Services and school nurses generally assume the role of lead professional when they initiate a family support plan.

Where Children's social care is the initiating agency, they most frequently do not assume the role of lead professional, doing so only in 11 out of 119 cases. These family support plans will generally be part of a 'step down' arrangement at the end of a statutory assessment or intervention. Other agencies initiating small numbers of CAFs but not taking on the role of lead professional are CAMHS (1 case out of 5 initiated) and police (1 out of three initiated).

#### 2.4 Breakdown of CAFS by Ethnicity

The largest proportion of children who had a CAF initiated during 2013/14 were White British/Irish/Other accounting for 91.6%. Last year the number of children with no ethnicity recorded was extremely high whilst this year there has been considerable improvement with only 3 children with no ethnicity recorded.

The proportion of children from a black or minority group with a CAF during the year was lower than the proportion of school children described as BME in the school census. (8%; or 11.86% if the 'not recorded' category is included, compared with 14.8% in the school population). This raises the question of whether all black and minority ethnic children who would benefit from co-ordinated early help are receiving it.

<b>Ethnicity of Children who had a CAF initiated during the year</b>	<b>2012/13</b>	<b>2013/14</b>
White British/Irish/Other	262	869
BME	12	77
Not Recorded	379	3
<b>Total</b>	<b>653</b>	<b>949</b>

#### 2.5 Family Group Conferencing - 2013/2014

Family Group Conferencing is an intervention offered by the County Council to families at a range of points on the safeguarding spectrum, from early help to edge of care. The aim is to support families to find their own solutions to problems which could result in a child coming into care, or being at risk of harm. 52 families received this service in 2013-14.

<b>Engagement of Fathers</b>	<b>Total</b>	<b>% Total</b>
Birth father involved	<b>67</b>	<b>55%</b>
Father figure involved (inc. birth father)	<b>78</b>	<b>64%</b>
<b>Father engaged with FGC process</b>	<b>75</b>	<b>96%</b>
Father involved but didn't engage	<b>3</b>	<b>4%</b>

<b>Outcomes</b>	<b>Total</b>	<b>% Total</b>
No. at risk of care	<b>26</b>	<b>-</b>
<b>Care Avoided</b>	<b>23</b>	<b>88%</b>
Improved Safeguarding Arrangements	<b>18</b>	<b>55%</b>
Reduced Conflict in Home	<b>12</b>	<b>36%</b>
Improved Health & Wellbeing	<b>16</b>	<b>48%</b>
<b>Improved Family Relationships</b>	<b>24</b>	<b>73%</b>
<b>CYP Evaluations</b>	<b>Total</b>	<b>% Total</b>
No. Submitted feedback (from attendees)	<b>19</b>	<b>86%</b>
Had an advocate	<b>17</b>	<b>89%</b>
Felt advocate helped a lot	<b>17</b>	<b>100%</b>
<b>Felt listened to</b>	<b>17</b>	<b>89%</b>
Said what they wanted	<b>15</b>	<b>79%</b>
FGC helped to make changes	<b>14</b>	<b>74%</b>

<b>Adult Evaluations</b>	<b>Total</b>	<b>% Total</b>	
No. Submitted feedback (from attendees)	<b>179</b>	<b>66%</b>	
Process helped	<b>168</b>	<b>94%</b>	
Enabled family to communicate better	<b>144</b>	<b>80%</b>	
Felt opinion mattered	<b>173</b>	<b>97%</b>	
<b>Felt important to decisions made</b>	<b>169</b>	<b>94%</b>	
Enabled all issues of concern to be resolved	<b>*83</b>	<b>52%</b>	<b>92% combined</b>
Enabled some issues of concern to be resolved	<b>*65</b>	<b>40%</b>	

*\* This question was not included in the Evaluation form in Qtr. 1*

## **2.6 CAF Family Support Work - 2013/2014**

202 families received an intervention from a CAF family support worker, as part of a CAF, during 2013-14.

<b>Engagement of Fathers</b>	<b>Total</b>	<b>% Total</b>
Birth father involved	<b>131</b>	<b>65%</b>
Father figure involved	<b>162</b>	<b>80%</b>
Father engaged with FSW process	<b>105</b>	<b>65%</b>
Father involved but didn't engage	<b>57</b>	<b>35%</b>

<b>Outcomes</b>	<b>Total</b>	<b>% Total</b>
Improved Behaviour in school	<b>92</b>	<b>61%</b>
Improved School Attendance	<b>38</b>	<b>25%</b>
Improved Health/ Wellbeing	<b>64</b>	<b>43%</b>
<b>Improved Parenting</b>	<b>104</b>	<b>69%</b>
Reduced Conflict in the home	<b>68</b>	<b>45%</b>
Improved Family Relationships	<b>83</b>	<b>55%</b>

<b>Adult Evaluations</b>	<b>Total</b>	<b>% Total</b>
No. submitted feedback	<b>58</b>	<b>29%</b>
Highly rated the help they got from the FSW	<b>57</b>	<b>98%</b>
Think they have been helped?	<b>57</b>	<b>98%</b>
Help has made a difference to them and their family?	<b>55</b>	<b>95%</b>

<b>CYP Evaluations</b>	<b>Total</b>	<b>% Total</b>
No. submitted feedback	<b>24</b>	<b>**</b>
Highly rated the help they got from the FSW	<b>24</b>	<b>100%</b>
Think they have been helped?	<b>24</b>	<b>100%</b>
Help has made a difference to them and their family?	<b>24</b>	<b>100%</b>

*\*\* Not all children involved in the process would be expected to give feedback, for example they might be too young.*

## **2.7 Parental Satisfaction Rates for 1:1 Triple P Programmes 2013/14**

Triple P parenting programmes are provided by the WCC Parenting Development Team to families where this has been identified as a suitable service by other professionals. This is one of the evidence based interventions being offered to reduce the number of children coming into care and needing a child protection plan. In 2013/2014 162 families were offered the programme. Evaluation overwhelming shows that parents value this intervention. To increase the number of Teen Triple P programmes that can be provided, an additional practitioner has been recruited.

<b>Parental Satisfaction Rates for 1:1 Programmes</b>	<b>Total</b>	<b>% Total</b>
Number Evaluations Submitted	137	85%
Programme met child's needs?	124	91%
Programme met parents' needs?	129	94%
Able to deal with child's behaviour?	130	95%
Parents were satisfied with programme?	121	88%
Parents would come back to Triple P?	119	87%
Child's behaviour improved?	110	80%
Satisfied with child's progress?	116	85%

Verbal feedback from Ofsted at the end of the Thematic inspection of early help included positive feedback on the efforts to engage fathers in these early help interventions.



Parents and young people providing feedback on these services are positive about their impact, but it is not known whether participants who don't provide feedback are equally positive.

## 2.8 Children reported 'missing' to Police.

	2012-2013	2013-14
Number of police reports of missing children (number of missing episodes)	603	533
Number of children reported missing to police one or more times	262	265
Number of children reported missing 2 or more times	82	84
Number of missing children receiving 'return home' interview from missing children's practitioner	51	42
Percentage of all missing children receiving service from missing children's practitioner	19%	16%

Warwickshire County Council employs a missing children practitioner, who is located with the Police missing person co-ordinator at the police station in Leamington Spa, to undertake return home interviews with some children reported missing. Generally a little under 20% of children reported missing are seen, a risk assessment model is used to decide which children will be seen. There has been a short period this year when the post was unfilled, resulting in a reduction in the number of children receiving the service.

An evaluation of the missing practitioner post published in 2013 found that it had been effective in reducing the number of missing children. In the current year, the trend has continued, but importantly, individual 'high risk' children who receive the service are much less likely to be reported missing after intervention.

The statutory guidance for responding to children who runaway or go missing from home was updated this year, and this requires that all children who are reported missing should have a return home interview from an independent practitioner. In the light of this, and also the proven benefit of the limited service currently available in Warwickshire, WSCB is concerned that such a small percentage of missing children are receiving a return home interview.

## SECTION 3. REFERRALS & STATUTORY ASSESSMENTS

### 3.1 Referrals & Assessments

During 2013/14, there were 8177 referrals to children's social care teams. This is a large increase on the number of referrals seen in the previous year. Of these referrals, 54% resulted in an initial assessment and 39% resulted in a child in need plan lasting 2 months or more compared with 30% in the previous year..

	2011/12	2012/13	2013/14
Number of referrals received during the year	6998	6524	8154
Number of referrals moved on to initial Assessments started during the year	4216/6998=60.2%	3525/6524=54%	4427/8177=55.8%
Number of Core Assessments started during the year	918	847	822
Number of new child in need cases opened during the year that stayed open for 2 months or more	2068	1982	3212

### 3.2 Referrals by District

The largest number of referrals received during 2013/14 was by Nuneaton & Bedworth, accounting for 31.9% of all referrals received and also saw the highest rate of referrals per 10,000. Stratford had the second highest volume of referrals during 2013/14 and the second highest rate of referrals per 10,000.

District	Number of referrals received during 2011/12	Number of referrals during 2011/12 per 10,000 of the 0-17 child population	Number of referrals received during 2012/13	Number of referrals during 2012/13 per 10,000 of the 0-17 child population	*Number of referrals received during 2013/14	*Number of referrals during 2013/14 per 10,000 of the 0-17 child population
North Warks	739	590 per 10,000	619	494 per 10,000	668	533 per 10,000
Nun. & Bed.	2354	862 per 10,000	1775	650 per 10,000	2610	956 per 10,000
Rugby	1164	527 per 10,000	1136	514 per 10,000	1318	596 per 10,000
Stratford on Avon	1240	530 per 10,000	1710	731 per 10,000	1922	822 per 10,000
Warwick	1031	388 per	1035	389 per 10,000	1435	540 per 10,000

		10,000				
Warwickshire	6998	625 per 10,000	*6524	583 per 10,000	*8177	731 per 10,000

\*The Warwickshire total includes referrals received by countywide teams and IDS.

Comparing referral rates with estimated figures for the number of children living in poverty in each area shows that this consideration alone does not account for the variation in referral rates.

District	Referral rate as percentage of 0-17 population	Estimate of children living in poverty*	Ratio of referrals to children in poverty
North Warks	5.3%	11%	0.48
Nun & Bed	9.56%	17%	0.56
Rugby	5.96%	11%	0.54
Stratford	8.22%	7%	1.17
Warwick	5.40%	11%	0.60

\*Child Poverty data compiled by the Centre for Research in Social Policy (CRSP), using Tax Credit data ^National FSM figure as at January 2013

It can be seen that the referral rate in Stratford is much higher than would be expected by deprivation alone; and the referral rate in North Warwickshire is a little lower.

### 3.3 Referrals by Ethnicity, First Language & Disability

Ethnicity	Referrals 2011/12		Referrals 2012/13		*Referrals 2013/14		Warwickshire School Age Children (Reception to Yr 11) Source: School Census – January 2014
	Number	%	Number	%	Number	%	%
White British/Irish/Other	5425	77.5%	5141	78.8%	6754	82.6%	85.2%
BME	598	8.5%	541	8.3%	735	9.0%	14.8%
Not Recorded	908	13.0%	769	11.8%	616	7.5%	N/A
Unborn	67	1.0%	73	1.1%	72	0.9%	N/A
<b>Total referrals</b>	<b>6998</b>	<b>100%</b>	<b>6524</b>	<b>100%</b>	<b>8177</b>	<b>100%</b>	<b>100%</b>

Language Preferred	Referrals 2011/12		Referrals 2012/13		*Referrals 2013/14		Warwickshire Profile 0-17 (Census 2011)	
	Number	%	Number	%	Number	%	^Number	%
English	6171	88.2%	5546	85.0%	7045	86.2%	77,452	95.2%
Non English Speaking	95	1.4%	138	2.1%	181	2.2%	3,868	4.8%
Not Recorded	665	9.5%	767	11.8%	879	10.7%	N/A	N/A
Unborn	67	1.0%	73	1.1%	72	0.9%	N/A	N/A
<b>Total referrals</b>	<b>6998</b>	<b>100%</b>	<b>6524</b>	<b>100%</b>	<b>8177</b>	<b>100%</b>	<b>111,913</b>	<b>100%</b>

*^Please note that the Warwickshire profile numbers/percentage for language preferred is based on the main language for age groupings of 3-15 as provided on OMS/NOMIS. This is as detailed as is currently available.*

Disability	Referrals 2011/12		Referrals 2012/13		*Referrals 2013/14		^^National average of disabled children
	Number	%	Number	%	Number	%	%
Referrals received	283	4.0%	233	3.6%	244	3.0%	6%

*^^ National average of disabled children. Source: Department for Work and Pensions (2013) Family resources survey: United Kingdom 2011/12 (PDF). The DWP does not define everyone under the age of 18 as a child. The DWP defines a child as an individual aged under 16, or aged from 16 to 19 years old and: not married nor in a Civil Partnership nor living with a partner; and living with parents/a responsible adult; and in full-time non-advanced education or in unwaged government training*

The first two sections of this data were sought to try and understand whether children from black and minority ethnic families and new immigrants from Europe were being identified as possible children in need by referrers. This question is raised because children who are not white appear to be under-represented in CAF and CP numbers. Unfortunately the high level of referrals in which the referrer does not provide information about ethnicity and preferred language makes it hard to draw firm conclusions.

The numbers for whom this information is provided strongly suggest that children from minority ethnic and linguistic groups are not having needs recognised, as they are lower than would be expected compared with the general Warwickshire population. Failure by agencies to request or record information about ethnicity and language suggests that these issues have a lower profile than they should in the mind-set of professionals.

Similarly, the proportion of children described as disabled being referred, compared with the prevalence of children with disabilities in the general population, raises the question of whether their safeguarding needs are being recognised. The difference is marked – half as many children with disabilities referred as would be expected based on the number of children with disabilities in the general population. Although differences of definition may be a factor, and possibly also some children not having their disability recorded at the time of referral, these figures suggest further enquiry should be

undertaken for WSCB to seek to understand whether the safeguarding needs of children with disabilities are being recognised fully.

### 3.4 Breakdown of Referrals by Source of Referral

As part of the CIN Census 2013/14 the DfE will be collating data on the source of referrals from all local authorities. This will mean in future years we will be able to compare our referral source rates. Please note that the DfE asked local authorities to change the names of their referral source as part of this return so that they can be directly compared. Therefore we are not able to directly match the referral source for 2013/14 to that in 2012/13.

Source of Referral	Number of Referrals during 2013/14	As % of all Referrals received in 2013/14
Individual - Family member/relative/carers	500	6.1%
Individual - Acquaintance (including neighbours and child minders)	44	0.5%
Individual - Self	120	1.5%
Individual - Other (including strangers, MPs)	46	0.6%
<b>Schools</b>	<b>1322</b>	<b>16.2%</b>
Education Services	89	1.1%
Health services - GP	98	1.2%
Health services – Health Visitor	198	2.4%
Health services – School Nurse	25	0.3%
Health services – Other primary health services	388	4.8%
Health services – A&E (Emergency Department)	167	2.0%
Health services – Other (e.g. hospice)	68	0.8%
Housing (LA housing or housing association)	151	1.9%
LA services – Social care e.g. adults social care	303	3.7%
LA services – Other internal (department other than social care in LA e.g. youth offending (excluding housing))	489	6.0%
LA services – External e.g. from another LAs adult social care	239	2.9%
<b>Police</b>	<b>2371</b>	<b>29.1%</b>
Other legal agency – Including courts, probation, immigration, CAFCASS, prison	236	2.9%

Other – Including children’s centres, independent agency providers, voluntary organisations	500	6.1%
Anonymous	471	5.8%
Unknown	352	4.3%
<b>Total</b>	<b>8177</b>	<b>100%</b>

The largest number of referrals was from the police (29%) which is the same proportion as the previous year (29.6%). The second largest number of referrals was received from schools accounting for 16.2% of all referrals which is again similar to the previous year (16.5%).

Many of the police referrals relate to their attendance at domestic abuse incidents where there are children in the household. It is not possible to identify what percentage of police referrals are domestic abuse related. However in 2013/14 the police made 4,191 reports to children’s social care of domestic abuse incidents, a small increase on 2012/13 when it was 4,116. 2371 of these notifications were recorded as referrals by children’s social care.

## SECTION 4: CHILDREN IN NEED

### 4.1 PRIVATE FOSTERING

A privately fostered child is defined as a child under the age of 16 (18 if disabled) that is cared for by someone other than a close relative (i.e. a grandparent, brother, sister, uncle, aunt, or step-parent). A child is not privately fostered if the person caring for him or her has done so for fewer than 28 days and does not intend to do so for longer than that. Local Authorities have a responsibility to ensure that the welfare of privately fostered children is promoted

	2011/12	2012/13	2013/14
The number of notifications of new private fostering arrangements received during the year	9	12	24
Number of new arrangements that began during the year	8	11	20
Number of private fostering arrangements that ended during the year	11	11	11
<b>Number of children in private fostering arrangements as at year end (31 March)</b>	<b>4</b>	<b>4</b>	<b>13</b>

Between 01 April 2013 to 31 March 2014, in addition to queries relating to procedures and process, there were 43 specific queries to the practice leader, Private Fostering, to clarify if a child was privately fostered. Of which, **8** progressed to Notifications made to Warwickshire Children Teams. The source of these queries is indicated in the chart below.

Source of Enquiry	01 April 2013 to 31 March 2014.
Birth Parent	1
CAF officer	4
Children team	13
Education	14
Family Group Conference Service	2
Health Visitor	1
IRO	2
Language school	2
Member of the public	1
Outreach Development Worker Family Information Service	1
Prison Service	1
Private foster carer	1

The records of consultations with the Practice Leader in 2012-2013 are from 29-11-2012 to 31 March 2013. A comparison with the same period over the year 29-11-2013 to 31-03-2014 is shown below evidencing an increase over the same time period. Notifications also increased from **1 to 4** in this period.

Source of Enquiry	29-11-2012 to 31 March 2013	Source of Enquiry	29-11-2013 to 31 March 2014
Birth Parent	0	Birth Parent	1
CAF officer	0	CAF officer	1
Children Team	1	Children Team	8
Education	4	Education	5
Health Visitor	0	Health Visitor	1
<b>TOTAL</b>	<b>5</b>	<b>TOTAL</b>	<b>16</b>

This data suggests that the concerted efforts being made by social care to promote awareness of private fostering and increase notifications is having a positive impact.

#### **4.2 Number of MASE meetings convened by social care: 27**

#### **4.3 Number of MASE meetings for LAC including those placed in Warwickshire by other LAs: 11**

Of the 14 held before the end of September 2013 (the first 6 months of the period) 8 young people were LAC (of these 5 were placed in a residential establishment), 1 placed in supported accommodation, 2 initially lived with parents but then became LAC, and 3 young people lived with parents. In the second 6 months of the year, 3 young people were LAC, and the other 10 lived with parents.

This is the first year the CSE procedure has been in operation, and the information gathered from professionals via the Joint Strategic Needs Assessment showed very variable understanding about CSE and how it can be identified. If the CSE strategy is being successful it would be expected that the numbers of 'MASE' meetings (multi-agency sexual exploitation meetings) would be greater in 2014-2015.

#### **4.4 Police Investigations into CSE.**

The police are not currently able to provide data about the numbers of new or concluding investigations into CSE. Work is being done in Warwickshire and Wes Marcia to enable this information to be extracted from police records so that it can be reported on in the future. This data is required so that the success of the CSE strategy in bringing prosecutions can be measured.

#### **4.4 Number of Warwickshire LAC missing, identifying repeat episodes**



During 2013/14 a total of 25 episodes of looked after children missing from their agreed placement for 24 hours or more were recorded on Carefirst by children's social care teams. These 25 episodes related to 17 children of which 5 of these went missing twice or more during 2013/14.

<b>Number of LAC missing during 2013/14</b>	<b>Number of Episodes of LAC missing during 2013/14</b>	<b>Number of Children who had repeat missing episodes in the year</b>
17 children	25 episodes	5 children

Source: Carefirst

Data on looked after children missing from their placement is returned to the Department for Education on an annual basis and this data is then published on the government's statistics website. Comparisons with other data sources, including numbers of missing children reported to the police, indicate that the figures presented in this publication may be an undercount of the true figure and should be treated with caution. As a result of this the DfE are asking all local authorities to look at improving the quality of the data they record around missing looked after children.

Going missing from care can be an indicator of serious harm such as sexual exploitation or trafficking, as well as an indicator of factors such as the child being unhappy about their care plan or their placement.

These figures record the numbers of children looked after by Warwickshire who have been missing from their placement for more than 24 hours, wherever the placement is. Warwickshire police are not currently able to extract figures from their missing children data about looked after children placed in Warwickshire by other local authorities, however the missing children's practitioner and missing person's co-ordinator know that some children they have provided a service to were placed in Warwickshire children's homes by other local authorities, and that CSE was known or suspected for these children. The police have been asked to look at how they can produce this data for 2014-15.

#### **4.5 Number of Warwickshire LAC in out of area residential placements on the last day of last quarter**

The number of children who are placed out of county in a residential setting has seen an increase throughout the year with only 24 at 30 June 2013 compared to 27 at 31 March 2014.

<b>Number of Warwickshire LAC in out of area residential placements</b>			
<b>At 30 June 2013</b>	<b>At 30 September 2013</b>	<b>At 30 December 2013</b>	<b>At 31 March 2014</b>
24	22	25	27

Source: Carefirst

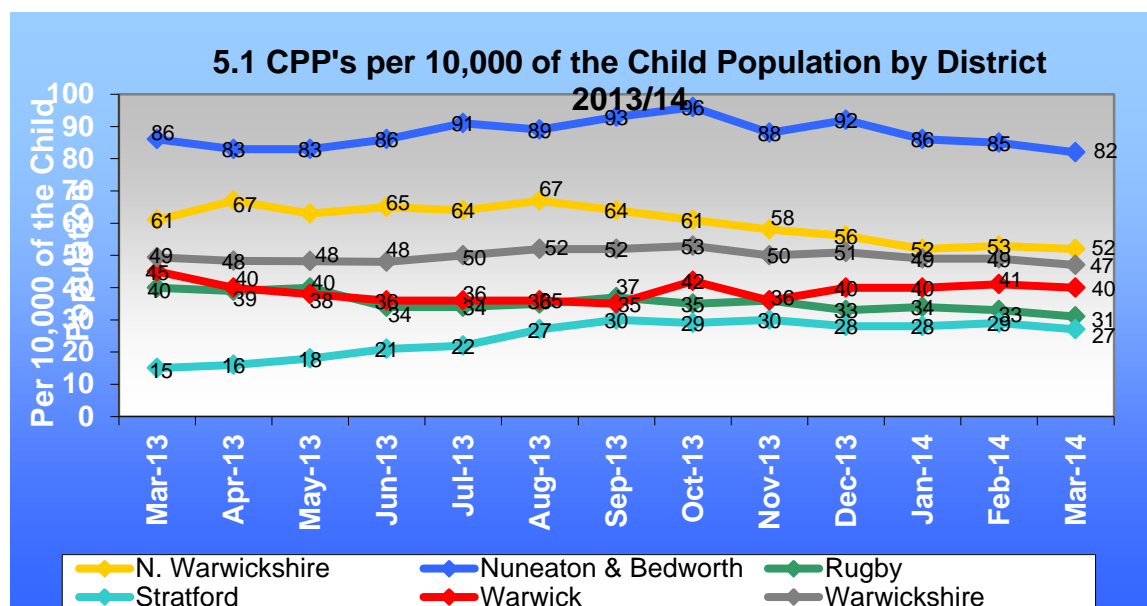
Residential care is used for looked after children with the greatest level of need, and who are therefore potentially particularly vulnerable to a range of risks. There are a range of measures used to monitor these placements to try and ensure the children in them are safe, these include monitoring of the establishment provided by Ofsted regulation and inspection, and monitoring of the child’s care plan via social work visits and statutory reviews.

The revised guidance for children who runaway and go missing strengthens the requirement on LSCBs to scrutinise safeguarding arrangements for these children, and for groups of children such as those looked after who are more likely to runaway. This data should therefore be regarded as benchmarking data for future work.

## SECTION 5 CHILD PROTECTION ACTIVITY

### 5.1 NUMBER OF CHILDREN SUBJECT OF A CHILD PROTECTION PLAN PER 10,000 OF 0-17 POPULATION

Child Protection plans are a multi-agency intervention, led by social care, and initiated when children are suffering or at risk of suffering significant harm. The plan aims to ensure the child is safe, prevent the child from suffering further harm and to support the family to safeguard and promote the wellbeing of the child, provided it is in the best interests of the child for them to remain with their family.



Source: Carefirst

The county rate per 10,000 has decreased from 49 at 31 March 2013 to 47 at 31 March 2014. The highest rates per 10,000 continue to be within the north of the county as would be expected given the higher rates of deprivation in these districts. However, during 2013/14 North Warwickshire District saw a significant decrease (down from 61

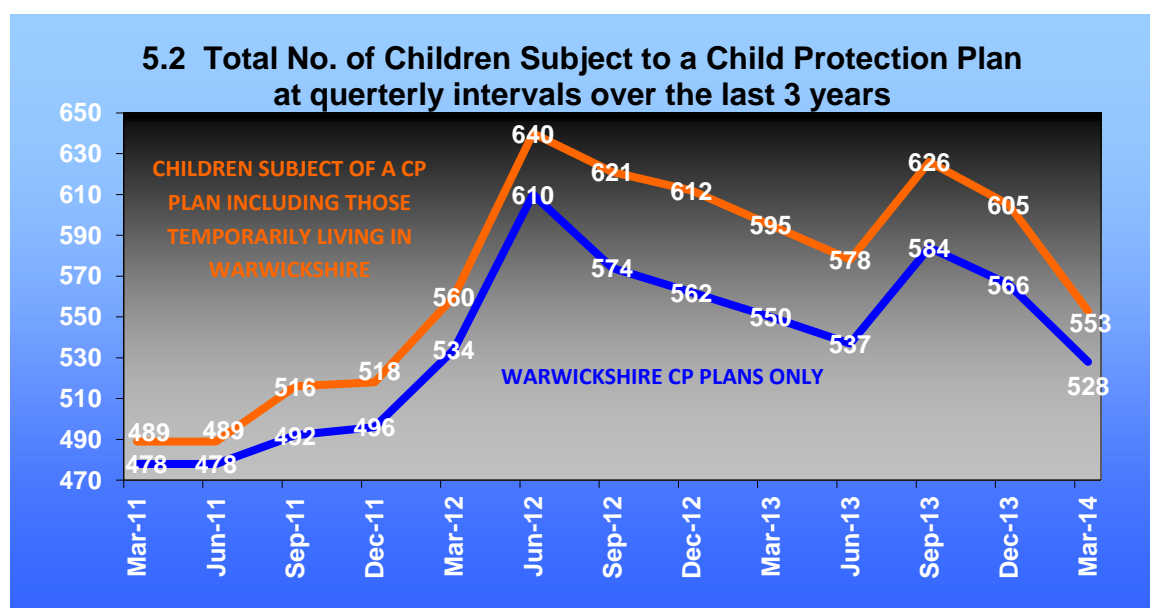
per 10,000 to 52 per 10,000) whilst at 31 March 2014 Nuneaton & Bedworth saw its lowest rate per 10,000 since December 2011 when there were 80 children subject of CP Plans per 10,000. The most significant rise this year has been seen in Stratford District (up from 15 per 10,000 at 31 March 2013 to 27 per 10,000 at 31 March 2014).

The table below shows these figures compared with the estimated rates of child poverty used at 2.2 and 3.2 for CAFs and referrals respectively:

District	Number of CP plans on 31 <sup>st</sup> March per 10 000 children	Estimate of children living in poverty*	Ratio of CP plans to children in poverty
North Warks	52	11%	4.73
Nun & Bed	82	17%	4.82
Rugby	31	11%	2.82
Stratford	27	7%	3.86
Warwick	40	11%	3.64

## 5.2 CHILDREN SUBJECT OFF A CHILD PROTECTION PLAN AS AT 31<sup>st</sup> MARCH 2014

As at 31 March 2014, 528 Warwickshire children were subject of a Child Protection Plan in Warwickshire. This is a 4% decrease on the 550 children subject of a plan as at 31st March 2013.



Source: Carefirst

### 5.3 CHILD PROTECTION POPULATION DEMOGRAPHICS

	31-Mar-12		31-Mar-13		31-Mar-14	
	Number	%	Number	%	Number	%
<b>Total CP Plans at 31 March</b>	<b>534</b>	<b>100%</b>	<b>550</b>	<b>100%</b>	<b>528</b>	<b>100%</b>
<b>Gender</b>						
Male	276	51.7%	260	47.3%	272	51.5%
Female	249	46.6%	276	50.2%	246	46.6%
Unborn	9	1.7%	14	2.5%	10	1.9%
<b>Age</b>						
Unborn	9	1.7%	14	2.5%	10	1.9%
Under 1	64	12.0%	54	9.8%	55	10.4%
1 to 4	167	31.3%	152	27.6%	148	28.0%
5 to 9	150	28.1%	175	31.8%	156	29.5%
10 to 15	128	24.0%	132	24.0%	139	26.3%
16 - 17	16	3.0%	23	4.2%	20	3.8%
<b>Ethnicity</b>						
White British/Irish/Other	456	85.4%	479	87.1%	473	89.6%
BME	66	12.4%	49	8.9%	43	8.1%
Not Recorded	3	0.6%	8	1.5%	2	0.4%
Unborn	9	1.7%	14	2.5%	10	1.9%
<b>Language Preferred</b>						
English	472	88.4%	476	86.5%	473	89.6%
Non English Speaking	13	2.4%	18	3.3%	9	1.7%
Not Recorded	40	7.5%	42	7.6%	36	6.8%
Unborn	9	1.7%	14	2.5%	10	1.9%
<b>Disability</b>	10	1.9%	8	1.5%	11	2.1%

Source: Carefirst

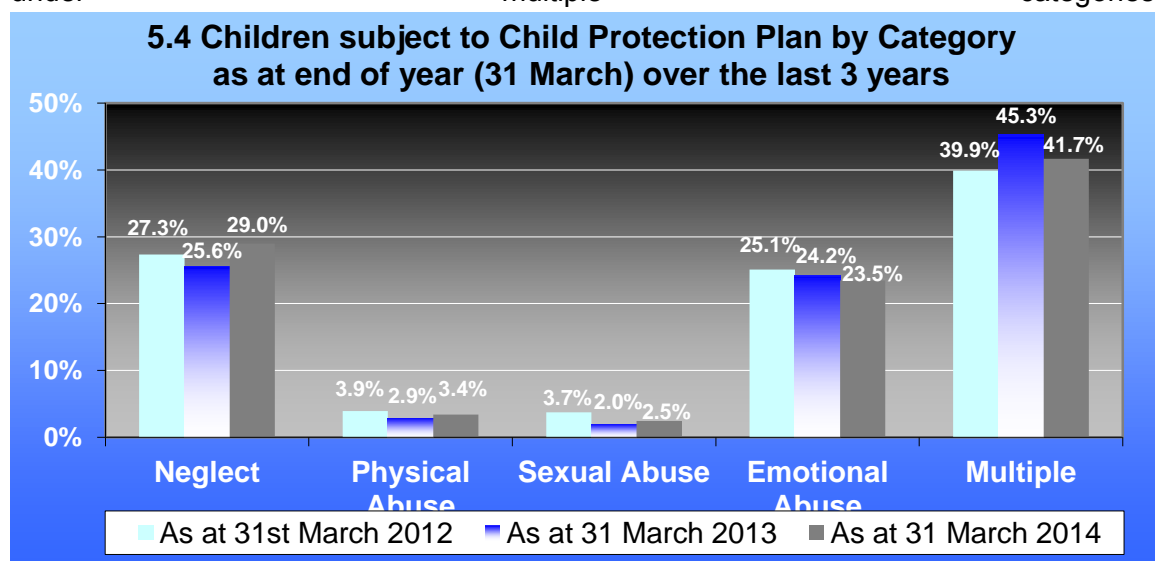
The higher ratio of males than females subject of a CP Plan mirrors the national picture, although last year the reverse was the case in Warwickshire.

As at 31 March 2014, the largest proportion of children subject of a Child Protection Plan in Warwickshire were those aged 5 to 9 which is the same as the previous year. In comparison the largest age group subject of a CP plan nationally were those aged 1 to 4 which is the second largest group in Warwickshire as at 31 March 2014. It is also interesting that the largest proportion of the local Warwickshire 0-17 population are aged 10 to 15 whilst this is the third largest age group of children subject of a CP Plan.

8.1% of children who are subject of a CP Plan in Warwickshire at 31 March 2014 were BME. This is slightly lower than the overall proportion of the general 0-17 population in Warwickshire that are BME (10.6%) but is significantly lower than the national proportion of BME children that are subject of a CP Plan (21.0%). As noted in earlier sections of this report the figures at all points of the safeguarding continuum suggest that the safeguarding needs of some black and minority ethnic children in Warwickshire are not being recognised by the professionals working with them.

The percentage of children with CP plans who are described as having disabilities is also lower than their representation in the general population, mirroring the comments made in section 3, referrals. Whilst the percentage has been increasing slightly over the last three years, it remains about a third of the rate that might be expected based on data about the proportion of children generally who have disabilities. Again, this raises questions about whether this group of children are having their safeguarding needs recognised.

**5.4** Chart 5.4 shows the categories under which children were subject of a Child Protection Plan as at 31st March 2014 with the previous year's figures shown for comparison. Increases were seen this year in children under categories of 'Neglect', 'Physical Abuse' and 'Sexual Abuse'. However, a slight decrease was seen in children subject of Child Protection plans under the category of 'Emotional Abuse' and those under 'multiple' categories.



Source: Carefirst

## 5.5 Number of children who were the subject of a CP Plan at 31 March 2013, by initial and latest category of abuse

	Number of children who were the subject of a child protection plan at 31 March 2013	Initial category of abuse					Latest category of abuse				
		Neglect	Physical Abuse	Sexual Abuse	Emotional Abuse	Multiple <sup>4</sup>	Neglect	Physical Abuse	Sexual Abuse	Emotional Abuse	Multiple <sup>4</sup>
<b>Warwickshire</b>	<b>550</b>	<b>182</b>	<b>20</b>	<b>11</b>	<b>101</b>	<b>236</b>	<b>141</b>	<b>16</b>	<b>11</b>	<b>133</b>	<b>249</b>
<b>(Percentage)</b>	<b>100.0</b>	<b>33.1%</b>	<b>3.6%</b>	<b>2.0%</b>	<b>18.4%</b>	<b>42.9%</b>	<b>25.6%</b>	<b>2.9%</b>	<b>2.0%</b>	<b>24.2%</b>	<b>45.3%</b>
England	43,140	17,930	4,670	2,030	13,640	4,870	17,980	4,280	2,030	14,730	4,120
(Percentage)	100.0	41.6%	10.8%	4.7%	31.6%	11.3%	41.7%	9.9%	4.7%	34.1%	9.6%
West Midlands	5,240	2,280	400	290	1,800	470	2,230	390	290	1,910	430
(Percentage)	100.0	43.5%	7.6%	5.5%	34.4%	9.0%	42.6%	7.4%	5.5%	36.5%	8.2%
<b>Statistical Neighbours</b>											
Cheshire East	160	64.4%	x	x	30.0%	0.0%	61.9%	0.0%	x	35.6%	x
Cheshire West and Chester	212	36.3%	21.7%	4.2%	37.7%	0.0%	27.8%	18.4%	4.2%	49.5%	0.0%
East Riding of Yorkshire	234	54.3%	15.0%	6.4%	24.4%	0.0%	52.1%	14.5%	6.4%	26.9%	0.0%
Essex	547	46.4%	6.9%	4.4%	23.2%	19.0%	48.4%	5.3%	4.0%	27.8%	14.4%
Hampshire	909	51.9%	25.0%	6.4%	16.7%	0.0%	51.4%	21.2%	5.9%	21.5%	0.0%
Kent	999	34.7%	2.7%	3.2%	12.8%	46.5%	35.3%	2.0%	3.6%	17.1%	41.9%
Leicestershire	393	13.0%	5.9%	4.8%	9.2%	67.2%	19.6%	3.6%	4.3%	14.5%	58.0%
Northamptonshire	469	28.4%	7.7%	2.1%	24.1%	37.7%	29.6%	7.0%	2.1%	23.0%	38.2%
Staffordshire	535	55.5%	6.9%	5.0%	29.9%	2.6%	55.5%	6.0%	5.4%	30.3%	2.8%
Worcestershire	428	49.5%	6.1%	9.3%	31.8%	3.3%	49.1%	4.2%	8.6%	34.8%	3.3%

Source: Characteristics of Children in Need in England 2012-13 (Published by Department for Education based on Children in Need Census returns for 2012/13)

4. The multiple category is for when more than one category of abuse is relevant to the child's current protection plan. It is not for children who have been the subject of more than one child protection plan during the year.

x Any number between 1 and 5 inclusive has been suppressed and replaced by x. There may be some secondary suppression to preserve confidentiality

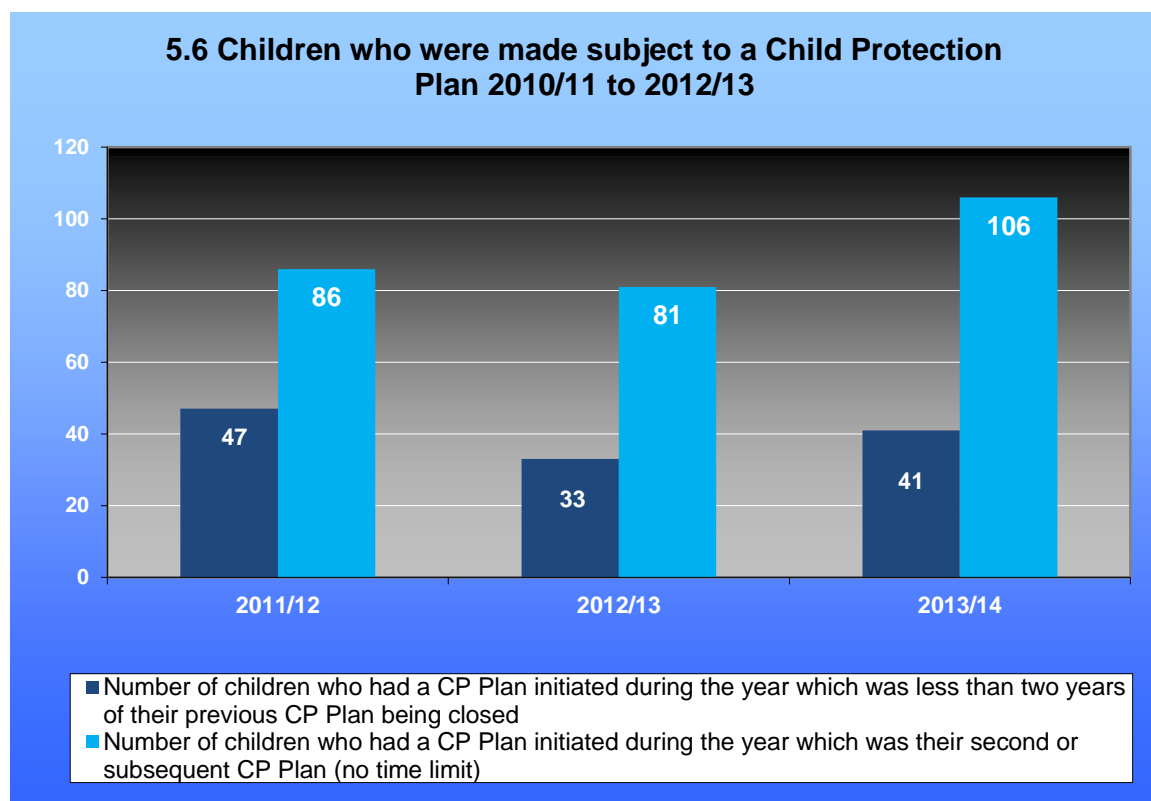
Source: Carefirst

Warwickshire has a higher proportion of children subject of CP Plans on ‘multiple’ categories compared to the England/West Midlands average. Of our statistical neighbours, we have the third highest number of children subject of multiple categories both by initial/latest category of abuse (lower than Kent and Leicestershire). From April 2014 we will collect information showing the breakdown of ‘multiple’ plans so that the underlying reasons for the plan can be better understood.

The comparison, above of the categories of plans of Warwickshire’s statistical neighbours shows where ‘multiple’ is not used, or is little used, neglect and emotional abuse make up a majority of plans.

### 5.6 Repeat Child Protection Plans.

Chart 5.6 shows the number of children who became the subject of a child protection plan for a second or subsequent time over the last three years. This chart also identifies those who became subject of a child protection plan for a second or subsequent time within less than two years of their previous plan, subject of suggesting the original issues may have been insufficiently resolved.



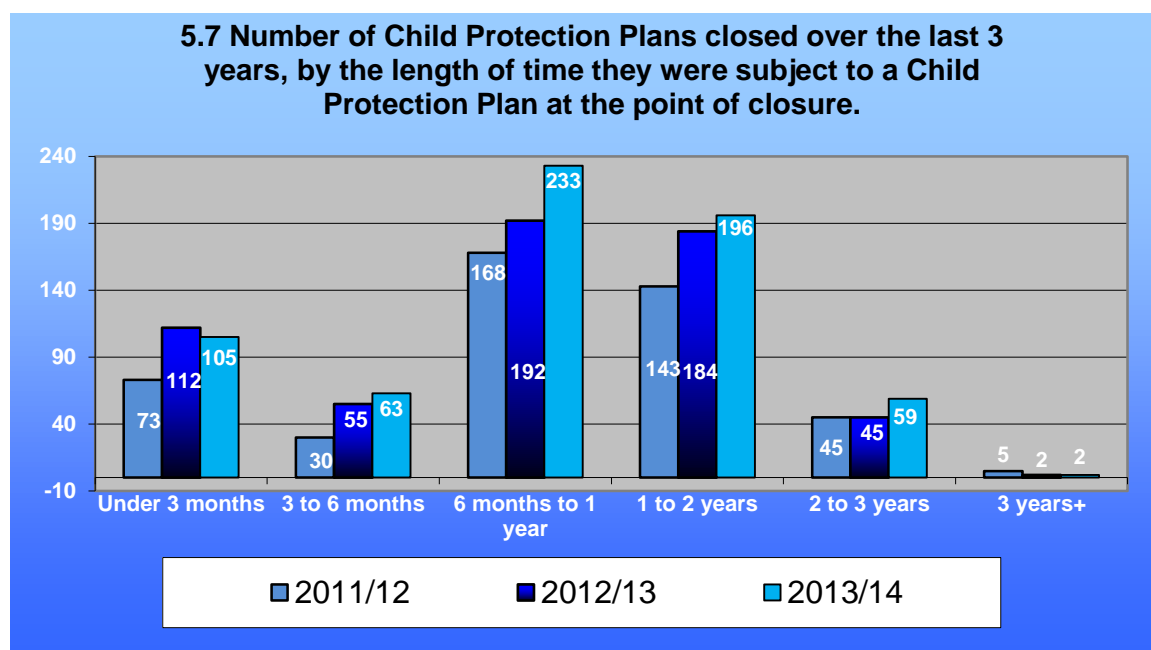
Source: Carefirst

The number of children who became subject of a plan for a second or subsequent time has increased from 81 (13.3%) last year to 106 (16.7%) this year. The number for whom a second or subsequent plan was initiated within 2 years or less of their previous plan having been closed also saw an increase, up from 33 to 41, though it is still lower than in 2011-2012. A large majority of the repeat plans are initiated more than 2 years after the last plan.

Third plans are subject of audit by the Performance panel, but the causes of second plans are currently not well understood. Some of these could be required because of completely new circumstances, but they could also reflect chronic difficulties which re-emerge when professional help is reduced or withdrawn.

### 5.7 Length of CP Plans.

658 children had their plans closed during the year ending 31<sup>st</sup> March 2014. This is an increase of 68 (11.5%) when compared with the 590 discontinued during the previous year. Chart 5.7 shows the number of children who had their Child Protection Plans closed during 2013/14, by the length of time they were subject of a Child Protection Plan at the point of closure compared to the previous 2 years.



Source: Carefirst

During 2013/14 the number of child protection plans closed during the year which had been open for two years or more (long plans) saw an increase, up from 8.0% to 9.3%. This is a slight deterioration in performance.

### 5.8 Long Plans (Closed after 2 years or more)

The table below shows the number of plans closed after being open for 2 years or more as a percentage of all plans closed in the year. In contrast to short plans (lasting 3 months or more) Warwickshire has a much higher rate of children who have their plan closed after being open for 2 years or more when compared to our statistical neighbours (apart from Kent), West Midlands and England out-turn data for 2012/13. This means that the length of time for which professionals judge that the children are suffering or likely to suffer significant harm before a resolution is found is in the main longer than our statistical neighbours.



	Number of Child Protection Plans closed after 2 years or more during 2012-13	Number of children who ceased to be the subject of a plan throughout 2012-13	Percentage of Plans closed after 2 years or more during 2012-13
<b>Warwickshire</b>	<b>47</b>	<b>590</b>	<b>8.0</b>
England	2,690	52,120	5.2
West Midlands	330	6,540	5.1
<b>Statistical Neighbours</b>			
Cheshire East	6	288	2.1
Cheshire West and Chester	8	262	3.1
East Riding of Yorkshire	x	266	X
Essex	28	891	3.1
Hampshire	54	1,031	5.2
Kent	94	1,172	8.0
Leicestershire	31	667	4.6
Northamptonshire	11	497	2.2
Staffordshire	35	556	6.3
Worcestershire	23	479	4.8

Source: Characteristics of Children in Need in England 2012-13 (Published by Department for Education based on Children in Need Census returns for 2012/13)

x Any number between 1 and 5 inclusive has been suppressed and replaced by x. There may be some secondary suppression to preserve confidentiality.

The length of a CP plan is influenced by a range of factors, but the effectiveness of multi-agency assessment, planning and intervention is clearly critical. The Dartington Project initiated some work to better understand what a 'good' plan would look like for children with the profiles of need seen in Warwickshire. This material is going to be used in the inter-agency Core Group training delivered by WSCB, and a new monitoring tool for Reviewing Officers will monitor the engagement of the agencies required for each case in core groups and conferences.

## 5.9 Short CP Plans (Closed after 3 months)

The table below shows the number of plans closed after 3 months as a percentage of all plans closed in the year. It is worth noting that Warwickshire has a lower rate of children who have their plan closed after being open for only 3 months when compared to the West Midlands and England out-turn data for 2012/13. In comparison to our statistical neighbours we are middle of the table compared to the lowest (12.7%) and the highest (23.3%).

	Number of Child Protection Plans closed in 3 months or less during 2012-13	Number of children who ceased to be the subject of a plan throughout 2012-13	Percentage of Plans closed in 3 months or less during 2012-13
<b>Warwickshire</b>	<b>112</b>	<b>590</b>	<b>19.0</b>
England	10,080	52,120	19.3
West Midlands	1,490	6,540	22.7
<b>Statistical Neighbours</b>			
Cheshire East	67	288	23.3
Cheshire West and Chester	39	262	14.9
East Riding of Yorkshire	41	266	15.4
Essex	173	891	19.4
Hampshire	203	1,031	19.7
Kent	219	1,172	18.7
Leicestershire	134	667	20.1
Northamptonshire	99	497	19.9
Staffordshire	113	556	20.3
Worcestershire	61	479	12.7

Source: Characteristics of Children in Need in England 2012-13 (Published by Department for Education based on Children in Need Census returns for 2012/13)

## 5.10 MARAC

A Multi-Agency Risk Assessment Conference (MARAC) is a multi-agency meeting which domestic abuse victims who have been identified as at high risk of serious harm or homicide are referred to. The MARAC is attended by representatives from a range of statutory and voluntary sector agencies. The primary focus of the MARAC is to safeguard the adult victim. However, taking in to account the UK law which prioritises the safety of children, the MARAC will also make links with other multi-agency meetings and processes to safeguard children and manage the behaviour of the perpetrator. Warwickshire operates three localised MARACs each month which are overseen at county level.

### National Indicator: Cases discussed at MARAC Meetings during 2013/14

Total number of cases discussed at MARAC	538	
Number that were repeat cases (within last 12 months)	85	14.95%
Total number of children* in MARAC case households	710	

### National Indicator: MARAC cases during 2013/14 by Referring Agency

Referring Agency	Number	%
Police	468	87.24%
IDVA	16	3.18%
Children's Social Care	1	0.16%
PCT	0	0.00%
Secondary Care/ Acute trust	0	0.00%
Education	0	0.00%
Housing	0	0.00%
Mental Health	1	0.16%
Probation	18	3.36%
Voluntary Sector	12	2.10%
Substance Abuse	0	0.00%
Adult Social Care	0	0.00%
Other	22	3.80%
<b>Total MARAC cases</b>	<b>538</b>	<b>100%</b>

Currently the police are the main referrer into MARAC, and work is being done in Warwickshire to try and increase the number of referrals from other agencies. Not all victims of domestic abuse report the abuse to the police, and so relying on the police to initiate consideration of cases at MARAC risks failing to intervene in cases which are high risk.

### National Indicator: Diversity of MARAC cases

Diversity	Number	%
Number of cases from B&ME community	62	11.53%
Number of LGBT cases	0	0%
Number of cases where victim has registered disability	6	0.98%
Number of male victims	31	5.65%

### Local Indicators

Diversity	Number	%
Number of cases with children * in household	368	67.44%
Number of cases with victim over 65 years of age	7	1.30%
Number of cases where victim is pregnant	14	2.49%
Number of cases where HBV reported	2	0.31%
Number of cases with familial DA (non partner)	19	3.46%

\*= Under 18 years of age who are not themselves referred as a victim. Does not include pregnancies.

Outcome	Number	%
Risk 'Removed'	48	9.97%
Risk 'Reduced'	113	26.75%
Risk 'Transferred'	5	1.17%
Risk 'Accepted'	256	62.11%
Total = *	422	100.00%

## MARAC Attendance 2013/14

AGENCY	No. of MARACs (Total 36)	%
Police	31	86.11%
IDVA	35	97.22%
Children's Social Care	35	97.22%
PCT*	32	88.89%
Secondary Care/ Acute trust	9	25.00%
Education	9	25.00%
Housing	29	80.56%
Mental Health	17	47.22%
Probation	29	80.56%
Voluntary Sector	18	50.00%
Substance Abuse	23	63.89%
Adult Social Care	14	38.89%
Other	13	36.11%

\* Still asked to report this although they no longer exist. We record the named nurses against this.

Note there are arrangements in place to receive written information from agencies who are unable to attend.

### 5.11 SARC Data – number of children seen by age, gender and ethnicity who have been referred

A SARC is a 'one stop location where victims of rape, sexual abuse and serious sexual assault, regardless of gender or age, can receive medical care and counselling, and have the opportunity to assist a police investigation, undergoing a forensic examination, if they so choose.'

(Source: Home Office, Dept of Health, ACPC)

The Blue Sky Centre SARC opened on 27<sup>th</sup> March 2013, so this data describes its first year of operation. These numbers do not distinguish between children with home addresses in Warwickshire or elsewhere.

**Clients seen by age and gender.**

<b>Age</b>	
Under 13	41
13-15	54
16-17	36

<b>Gender</b>	
Female	110
Male	21

**Vulnerability Factors:**

Looked after children	13
Care leaver	2
Mental health needs	9
Language needs	4
Self-injury	3
More than one factor	3

Many children seen are brought in by police or social workers as part of a s.47 child protection investigation, but on 2 occasions Blue Sky Centre made safeguarding referrals for children where this had not already been done. They also raised 130 'safeguarding alerts' in respect of children seen i.e. shared information with other service providers to enable them to safeguard the child concerned.

## 8. WSCB Business Plan 2014-15

Action Required	By Whom	Complete by	Reason for Action and Outcomes Required
<p><b>A. Create and Maintain a Learning System</b>  <i>Actions continuing from 3 year plan 2012-2013:</i></p> <p>Hold 11<sup>th</sup> Annual Conference – theme to be Neglect.</p> <p>Develop Participation strategy in conjunction with WCC</p> <p>Complete the actions agreed by WSCB in response to the SILP review of Child A; develop action plans in respect of the more complex findings.</p> <p>Develop the role of the ‘link’ WSCB members to ensure WSCB has effective voice in HWBB activities</p>	<p>Strategy and Communications subcommittee</p> <p>.</p> <p>Strategy and Communication sub-committee, with Learning and Improvement Officer</p> <p>‘Champions’</p> <p>.</p> <p>Chair of WSCB and Chair of H and WB Board</p>	<p>October 2014</p> <p>April 2015</p> <p>April 2015</p>	<p>Support the development of a WSCB Neglect strategy that supports practice throughout the safeguarding continuum.</p> <p>To build the experience of children and young people into our assessment of the effectiveness of safeguarding services, to promote the development of services which children and young people experience positively.</p> <p>Develop the understanding of weaknesses in the safeguarding system identifies in the review; make changes to address these; test how the system is functioning now.</p> <p>To promote mutual understanding of the roles of the two Boards and to facilitate bi-lateral communication, to promote the alignment of priorities between the two Boards.</p>

Action Required	By Whom	Complete by	Reason for Action and Outcomes Required
<p><i>Actions arising out of Learning and Review Activities:</i></p> <p>Undertake review of the WSCB Training strategy.</p> <p>Develop new methods of evaluating WSCB Training using WILMA</p> <p>Agree new Strategic plan to begin April 2015</p>	<p>Inter-agency Learning and Improvement Officer</p> <p>Inter-agency Learning and Improvement Officer</p> <p>Independent Chair</p>	<p>December 2014</p> <p>April 2015</p> <p>April 2015</p>	<p>To ensure WSCB partners have clear guidance about the requirements for safeguarding training of their staff. To ensure training offered by WSCB is useful, accessed by the right staff, and results in better safeguarding practice on the front line</p> <p>Ensure training is effective in delivering messages and improving practice</p> <p>To provide focus and clarity to the work undertaken by WSCB.</p>
<p><b>B. Strengthen Accountabilities</b> <i>Actions continuing from 3 year plan 2012-2015:</i></p> <p>Implement routine use of performance data at WSCB meetings, including requirement for some agencies to capture new data</p>	<p>-</p> <p>Development Manager with Performance, Monitoring and Evaluation sub-committee</p>		<p>Better understand the effectiveness of safeguarding activity</p>



Action Required	By Whom	Complete by	Reason for Action and Outcomes Required
<p><i>Actions arising out of learning and review activities:</i></p> <p>Request update information about agency action plans following inspection recommendations: Probation, Youth Justice, HMIC DA/DV .</p> <p>Undertake audit of Deaf children's services</p> <p>Feed into the action plan for the 'Think Family' Board, and request regular feedback on the progress of this work</p> <p>Commission multi-agency audits: Cases on the cusp between early help and statutory social work; effectiveness of MASE meetings; repeat CP plans.</p> <p>Develop a framework to support partners undertake audit in respect of the DfE Children's Safeguarding Performance Framework question L10, and request this audit be undertaken. ('How do you know whether children and parents/carers feel that referrals were made at the right time, for the right reasons, by the right agencies?')</p>	<p>Performance, Monitoring and Evaluation sub-committee.</p> <p>Interim IDS Manager for Performance, Monitoring and Evaluation sub-committee</p> <p>WSCB members who sit on Think Family Board</p> <p>Performance, Monitoring and Evaluation sub-committee</p> <p>Performance, Monitoring and Evaluation sub-committee</p>	<p>August 2014</p> <p>Ongoing</p> <p>Ongoing</p>	<p>Ensure learning is put into practice and outcomes for children and young people improved</p> <p>WSCB understand whether the particular safeguarding needs of deaf children are recognised and addressed</p> <p>Promote and support effective safeguarding of children whose parents have mental health, drug and substance misuse difficulties</p> <p>Establish whether children who might benefit from coordinated early help are getting this, and evaluate its effectiveness; Evaluation of CSE procedures; understand reasons for repeat plans and therefore increase the effectiveness of first plans.</p> <p>To inform the development of service delivery which is appropriately offered to parents and carers and to children and young people in a way which maximises the likely effectiveness.</p>

Action Required	By Whom	Complete by	Reason for Action and Outcomes Required
Develop a new training course supporting staff to make and receive referrals for child in need and child protection services, incorporating an understanding of Warwickshire's Thresholds statement and Escalation procedure.	Inter-agency Learning and Improvement Officer	November 2014	Promote understanding of the Thresholds document and Escalation Procedure, improve timely response to families in need.
<p><i>Actions arising out of new and revised statutory guidance::</i></p> <p>Review the impact of new arrangements for WSCB to work with JSNA Programme manager .</p> <p>Request information from Coventry and Rugby CCG about their enquiries into how Health provider trusts are satisfying themselves that named and designated staff for child protection have sufficient time, funding, supervision and support to carry out their safeguarding duties</p> <p>Develop arrangements for implementing the scrutiny requirements in the revised guidance on children who runaway or go missing from home</p>	<p>Strategy and Communications sub-committee</p> <p>Health sub-committee on behalf of WSCB</p> <p>Performance Monitoring and Evaluation sub-committee</p>	<p>April 2015</p> <p>August 2014</p>	<p>Ensure that WSCB bases its work on needs assessment done by the JNSA, and that need identified by WSCB is fed back to the JSNA for consideration by the Health and Wellbeing Board and Children's</p> <p>For WSCB to be satisfied that this statutory requirement is being met, and that arrangements are as required by the Inter-collegiate safeguarding guidance.</p> <p>Evaluate the effectiveness of interventions to reduce the incidence of children running away, maintain oversight of safeguarding arrangements for looked after children who are the responsibility of Warwickshire agencies,</p>

Action Required	By Whom	Complete by	Reason for Action and Outcomes Required
Seek information about the implementation in Warwickshire of the revised Children's Homes regulations, in particular as these relate to the missing children protocol and the CSE strategy.	CSE sub-committee	January 2015	Promote effective safeguarding of looked after children in Warwickshire, and Warwickshire looked after children.
Monitor the implementation of the duties to young carers set out in the Children and Families Act 2014.	Chairs sub-committee	April 2015	For WSCB to be satisfied that this vulnerable group of children and young people are receiving the required support.
Develop performance management structure for the independent chair.	DCS with chairs and Development Manager		To put in place arrangements in Warwickshire which comply with statutory requirements, to ensure that WSCB enjoys strong leadership and is able to carry out its responsibilities to a high standard
Review financial contributions made by partner agencies to WSCB	WSCB, lead by Chair	January 2015	Ensure WSCB has sufficient resources to be strong and effective.
<p><b>C Promote Effective Practice</b>  <i>Actions continuing from 3 year plan 2012-2015</i></p> <p>Convene Safer recruitment task and finish group when new LADO in post (expected to be September)</p>	LADO and representatives of partner agencies		To support compliance with statutory guidance, to ensure recruitment practices keep children safe

Action Required	By Whom	Complete by	Reason for Action and Outcomes Required
<p><i>Actions arising out of learning and review</i></p> <p>Produce and disseminate new and revised inter-agency procedures and guidance as required:  Recruitment and supervision of staff who work with children  Bruising to non-mobile babies  Homeless 16 and 17 year olds  Recording principles</p> <p>Promote the use of the learning from the Dartington Project to improve the effectiveness of CP plans.</p> <p>Provide joint training for adult's and children's practitioners to ensure that needs arising for children as a result of parents' mental health and drug problems are understood, assessed and met</p> <p>Support the implementation of the 'Violence against women and girls strategy'</p> <p>Develop a 'Neglect' strategy</p>	<p>Systems and Procedures sub-committee</p> <p>Training sub-committee</p> <p>Inter-agency Learning and Improvement Officer and Training subcommittee</p> <p>Independent chair; sub-committees as relevance identified.</p> <p>Strategy and Communications sub-committee</p>	<p>April 2015</p> <p><i>Awaiting guidance from the Think Family Board</i></p> <p>continuing</p> <p>December 2014</p>	<p>To ensure practitioners have clear guidance supporting sound inter-agency practice</p> <p>Reduce the harm caused to children when CP plans are prolonged or repeated.</p> <p>Support "Think Family" protocol and promote effective partnership working</p> <p>To reduce the number of children living in households where domestic abuse is a feature, reduce sexual exploitation of girls and young women..</p> <p>To provide a coherent response to the issues uncovered in case reviews, to increase the effectiveness of responses in Warwickshire to chronic deficits in parenting capacity across the safeguarding continuum, to reduce the harm done to children caused by drift in the management of their services.</p>

Action Required	By Whom	Complete by	Reason for Action and Outcomes Required
<p>Raise awareness of signs and symptoms of child sexual exploitation with parents/carers and the wider community</p> <p>Initiate face to face CSE training in accordance with training strategy..</p>	<p>Strategy and Communications sub-committee</p> <p>Learning and Improvement officer and Training sub-committee</p>	<p>April 2015</p> <p>.April 2015</p>	<p>CSE strategy – prevention and identification strands</p> <ul style="list-style-type: none"> <li>• enables professionals to identify signs and risk factors;</li> <li>• ensures practitioners respond in accordance with WSCB procedures;</li> <li>• Increase effectiveness of the response from professionals in Warwickshire to children and young people displaying signs they may be at risk of CSE.</li> </ul>
<p>Develop use of WSCB website as a tool for communicating key messages.</p>	<p>WSCB team</p>	<p>April 2015</p>	<p>Increase the effective dissemination of learning, research and information across the partnership.</p>
<p>Develop programme of targeted activities, including a multi-agency workshop, to address the deficits in professionals' knowledge and awareness of CSE identified by the JSNA needs assessment</p> <p><i>Actions arising out the revised statutory guidance 'Working Together'</i></p>	<p>CSE sub-committee, supported by CSE Working Group</p>		<p>Increase effectiveness of the response from professionals in Warwickshire to children and young people displaying signs they may be at risk of CSE</p>
<p>Monitor the development of procedures for single social work assessment of children in need</p>	<p>Systems and Procedures sub-committee</p>		<p>Required by WT 2013, remove the distinction between initial and core assessments</p>
<p>Monitor the development of protocols for statutory assessment</p>	<p>Systems and Procedures sub-committee</p>		<p>Required by WT2013,Provide clarity for referrers about what to expect when a referral is accepted by Social Care</p>

*Warwickshire Safeguarding Children Board*  
[wscb@warwickshire.gov.uk](mailto:wscb@warwickshire.gov.uk)  
*Building 3, Saltisford Office Park,*  
*Ansell Way*  
*Warwickshire County Council CV34 4UL*  
*01926 742510*